



updated to April 2014

# FILASYSTEM

The complete catalog of Fila treatments.



**TREATMENT  
CYCLES**



**TREATMENT  
STAGES**



**WHAT  
TO DO IF**

Fila has always cared for all your surfaces in stone, stoneware, terracotta and wood, at every stage of treatment: from washing to protection and maintenance.

MADE IN ITALY  
SINCE 1943



surface care solutions

[filasolutions.com](http://filasolutions.com)



# CONTENTS

<b>Introduction</b>	page	<b>4</b>
<b>Treatment stages</b>		
Treatment prior to grouting	page	<b>6</b>
Washing after laying	page	<b>8</b>
Protection	page	<b>10</b>
Finishing	page	<b>12</b>
Maintenance	page	<b>14</b>
<b>Treatment cycles</b>		
Stone	page	<b>18</b>
Agglomerates	page	<b>29</b>
Porcelain	page	<b>32</b>
Terracotta	page	<b>34</b>
Wood	page	<b>40</b>
Concrete	page	<b>42</b>
Resin	page	<b>44</b>
<b>What to do if</b>	page	<b>45</b>
<b>Glossary</b>	page	<b>50</b>

# INTRODUCTION

## THE FILA SYSTEM: A WINNING STRATEGY TO ENHANCE MATERIALS

Recommended by the world's top floor and wall coverings manufacturers, Fila solutions are more than just products. They deliver a complete treatment that stage after stage adds value to surfaces, respecting their natural characteristics. From pre-treatment to maintenance, the Fila System guarantees long-lasting results.

## CLEANING

Cleaning is of primary importance to enhance the beauty of surfaces and is divided into two stages:

- washing after laying
- maintenance (ordinary and extraordinary)

## PROTECTION

Protecting materials from stains and humidity and at the same time achieving the desired look is a fundamental process that takes three stages:

- pre-treatment
- basic protection (below referred to as "protection" to simplify matters)
- finishing protection (below referred to as "finishing")

The following pages go into each individual treatment stage in detail, giving all the information necessary to ensure a long life for your floors and wall coverings.



## TREATMENT STAGES


**0** Treatment prior to grouting




**1** Washing after laying




**2** Protection



**3** Finishing



**4** Maintenance



# 0



## TREATMENT PRIOR TO GROUTING

### ADVANTAGES OF TREATMENT PRIOR TO GROUTING

- ▶ it protects surfaces from grout residues
- ▶ it makes grouting easier
- ▶ it makes cleaning after laying simple
- ▶ it speeds up drying after initial washing and therefore also the subsequent treatment stages.

**PLEASE NOTE:** This is not an obligatory stage, but it is recommended when the material to be grouted is very absorbent, like for example terracotta and more porous natural stone.



### FILAPRW200 GROUT RELEASE

FILAPRW200 is the new grout release protector from FILA devised to protect floors before grouting. It is effective against dirt produced when laying and makes grouting and cleaning easier without altering the appearance of the material.

- ✓ Ideal for absorbent materials such as quarry tiles, natural and manufactured stone, agglomerates and terracotta.



Untreated

Treated with FILAPRW200



Untreated

Treated with FILAPRW200



**Advice from the expert:**  
when to treat prior to grouting

Material laid with adhesive should be pre-treated at least one day prior to grouting

Anti-stain testing carried out on Vicenza stone and terracotta. The untreated section absorbed the cement deep down, and made washing after laying difficult. The treated part did not absorb the cement, which was easy to remove with a specific detergent.



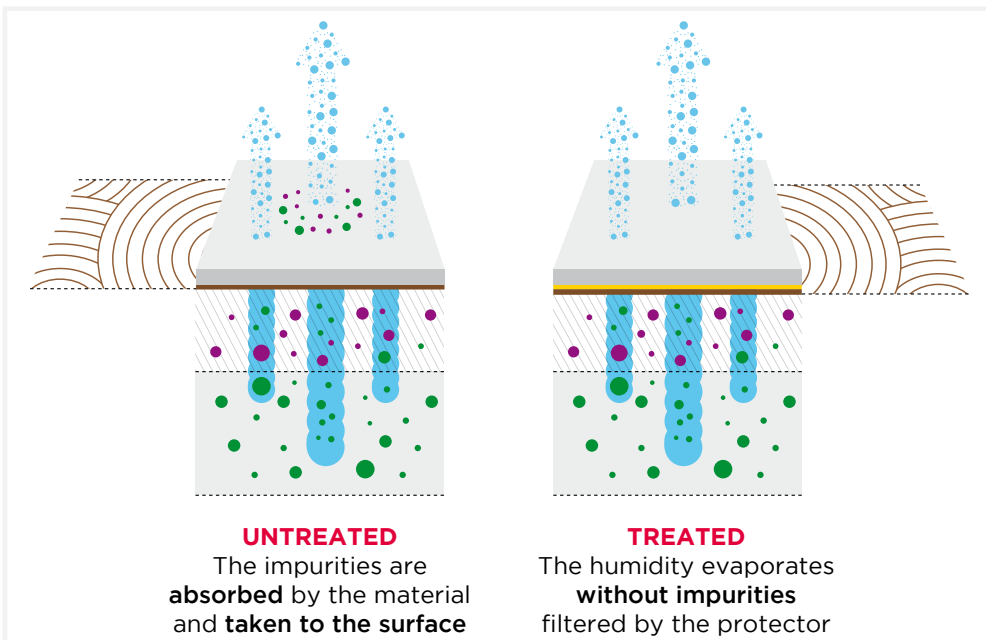
# FILAPW10

FILAPW10 is the innovative FILA product that **protects materials from efflorescence** of contaminants and salts that could cause permanent stains.

The Ceramics Centre in Bologna has carried out tensile adhesion (pull-off) testing in compliance with the **UNI EN 1348-2009** standard, confirming the product's suitability for application to the back of tiles without compromising the adhesion properties of the glue.

## WHAT IT'S FOR

- Anti-efflorescence protector to apply to the back of tiles or slabs of absorbent materials.
- It stops contaminants rising up from the substrate to the surface of the material (salts, tannin, metals, etc.) preventing the formation of streaks and/or stains.
- Protector to apply before laying.
- Specific product for natural stone, granite, marble, agglomerates, terracotta and absorbent materials.



**UNTREATED**  
The impurities are **absorbed** by the material and **taken to the surface**

**TREATED**  
The humidity evaporates **without impurities** filtered by the protector

-  water vapour
-  FILAPW10
-  glue
-  screed
-  foundations or floor
-  humidity



# 1



## WASHING AFTER LAYING

### ADVANTAGES OF WASHING AFTER LAYING

- it makes the subsequent stages of protection and maintenance easier
- it removes residues of cement, adhesive and various kinds of dirt
- it stops these substances from adhering to the surface, which would make subsequent protection treatment ineffective.



Tumbled marble floor before cleaning.



After washing with **DETERDEK**: the surface is completely clean.

### THE RIGHT PRODUCT FOR EVERY SURFACE

In the Fila range you will find the ideal product for correct effective cleaning after laying

MATERIAL	TYPE OF PRODUCT	FILA PRODUCT
<b>Terracotta</b>	Acid	<b>DETERDEK / FILAPHZERO*</b>
<b>Porcelain, ceramic tiles</b>	Acid	<b>DETERDEK</b>
<b>Metallic porcelain stoneware</b>	Neutral	<b>FILACLEANER</b>
<b>Glass mosaic, porcelain stoneware and glazed ceramic tiles grouted with epoxy grout</b>	Alkaline	<b>FILACR10</b>
<b>Marble, granite, travertine, polished agglomerates</b>	Neutral	<b>FILACLEANER</b>
<b>Unpolished acid-resistant stone</b>	Acid	<b>DETERDEK</b>
<b>Resin, marble resin, quartz resin</b>	Neutral	<b>FILACLEANER</b>
<b>Manufactured stone, marble chip tiles</b>	Alkaline	<b>FILAPS87</b>

\* FILAPHZERO is recommended for terracotta with salt efflorescence, for more stubborn cement dirt or for cleaning walls.





### Advice from the expert: be careful with acid!

Given that 90% of washing after laying entails the use of acid products, it is a good idea to:

- ▶ Avoid acids that are too aggressive, which risk harming surfaces;
- ▶ Choose buffered acids, which do not release harmful fumes for the operator;
- ▶ Choose acids that do not harm other fittings (edges in aluminium, hoods, door and window frames...);
- ▶ Choose products that not only remove encrusted dirt but also clean and therefore avoid having to repeat the procedure with other products

If all instructions are followed, cleaning after laying will be a very simple operation and above all will guarantee a brilliant future for your surfaces.



A metal edging dipped in hydrochloric acid; the aggressive effect of the acid is obvious.




A metal edging dipped in **DETERDEK**, remains unaltered.

## DETERDEK, FILACLEANER, FILAPS87 PERFECT CLEANING AFTER LAYING

FILACLEANER, **DETERDEK** and FILAPS87 ensure completely trouble-free cleaning after laying:

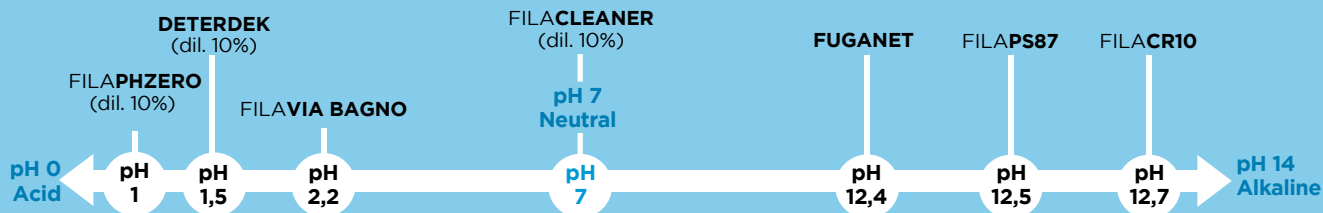
- ✓ They respect the surfaces to be cleaned
- ✓ They do not erode metal or aluminium parts (handles, hoods, door and window frames...)
- ✓ They do not emit fumes that are harmful to the operator or the environment



Left: an untreated terracotta floor after laying. Right: results after using **DETERDEK** are obvious.



Left: the floor at Catullo Airport in Verona before cleaning. Right: the same floor after washing with **FILACLEANER** after laying.



### pH scale

**Acid detergents:** for removing inorganic dirt, like for example residues of whitewash, limescale residues, rust, concrete, plaster residues, wall paint and building dirt in general.

**Neutral detergents:** for daily cleaning, they remove various kinds of dirt while totally respecting surfaces, even the most delicate.

**Alkaline detergents:** for removing organic dirt, normal kitchen and daily dirt. Including grease, oil, tomato, Coca Cola, wine, beer... etc.

# 2



## PROTECTION

Having carefully washed the material after laying, you can proceed with protecting it.

### ADVANTAGES OF PROTECTION

- ▶ It prevents absorption of water and oil stains;
- ▶ It makes maintenance simpler;
- ▶ It prolongs the life of materials.

### THIS PROCEDURE IS PARTICULARLY RECOMMENDED FOR:

- ▶ Absorbent materials, for example calcareous stone, polished marble, polished stoneware and terracotta.
- ▶ Surfaces exposed to the risk of stains, for example floors and worktops in bathrooms, kitchens, showers, saunas and swimming pools:
- ▶ Exterior floors and surfaces.



Maintenance was carried out on both these buildings at the same time, but only the one on the right was protected with **HYDROREP**.



Water-repellent protectors prevent water from penetrating, creating the so-called "drop effect" clearly visible in the photo.



In addition to protecting surfaces from water, Fila water-repellent products prevent the formation of algae, efflorescence and damp stains.

### CHOOSE THE PRODUCT ACCORDING TO:

- ▶ The material to be treated;
- ▶ The location of the material (inside or out, floors or walls)
- ▶ The type of protection (water-repellent, stain-resistant)
- ▶ The desired effect (natural, colour-enhancing, wet look)



### Advice from the expert: anti-graffiti treatment.

How to protect your surfaces from graffiti, smog and dust?

- ▶ For polished stone and polished porcelain use **FILAMP90** stain protector or **FILAMP90 ECO**.
- ▶ For unpolished stone and fair-faced brick apply **FILAW68** stain protector.
- ▶ For restoring wash use **FILANOPAINTSTAR** detergent.

## WATER-REPELLENT PROTECTION OR STAIN-RESISTANT?

### WATER REPELLENT PROTECTORS

- ✓ are breathable because they penetrate right into the pores of the material, repelling water and allowing air and water vapour transmission.
- ✓ are suitable for exterior surfaces
- ✓ protect materials from the weather
- ✓ prevent the formation of moss, mold and efflorescence.

### STAIN PROTECTORS

- ✓ are breathable because they penetrate right into the pores of the material, repelling water and allowing air and water vapour transmission.
- ✓ are suitable mainly for interior floors
- ✓ are suitable for stainable exterior surfaces, for example outdoor parking areas
- ✓ also protect counter tops, basins and doorsteps.
- ✓ give the material the desired effect: natural, color-enhancing or wet-look.

## WATER-BASED OR SOLVENT-BASED PROTECTORS?

### SOLVENT BASED

- ✓ penetrate deeper
- ✓ are recommended for dense material that does not absorb well

### WATER BASED














- ✓ have low environmental impact
- ✓ are odorless
- ✓ can be applied even when there is residual moisture
- ✓ they are a good option in the case of more porous, highly absorbent materials.



**Advice from the expert:**  
choose according to time available.

The speed of the protective treatment is often one of the requirements that affects choice. When the job must be completed quickly, it is better to opt for water-based products, which are more versatile and faster. If time permits, however, solvent-based products can be used, and can only be applied to perfectly dry surfaces.

## THE RIGHT PRODUCT FOR EVERY SURFACE

MATERIAL	WHERE IT IS LAYED	TYPE OF PROTECTION	EFFECT	PRODUCT
Polished ceramic and porcelain tiles		Stain protection	Natural	FILA <b>MP90</b> (solvent based) FILA <b>MP90 ECO</b> (water based)
Polished marble, granite, travertine and agglomerates		Stain protection	Color-enhancing	FILA <b>STONEPLUS</b> (solvent based) FILA <b>STONEPLUS ECO</b> (water based)
Polished marble, granite, travertine and agglomerates		Stain protection	Natural	FILA <b>MP90</b> (solvent based) FILA <b>MP90 ECO</b> (water based)
Unpolished natural stone		Stain protection	Wet-look	FILA <b>WET</b> (solvent based) FILA <b>PT10</b> (water based)
Unpolished natural stone		Water-repellent	Natural	<b>HYDROREP</b> (solvent based) or <b>FILAHP98</b> (water based)
Natural stone		Stain protection	Color-enhancing	FILA <b>STONEPLUS</b> (solvent based) FILA <b>STONEPLUS ECO</b> (water based)
Natural stone		Stain protection	Natural	FILA <b>FOB</b> (solvent based) or <b>FILAW68</b> (water based)
Polished natural stone and polished stoneware		Anti-graffiti	Natural	FILA <b>MP90</b> (solvent based) FILA <b>MP90 ECO</b> (water based)
Unpolished natural stone terracotta		Anti-graffiti	Natural	FILA <b>W68</b> (water based)
Quarry tiles, brickwork and Terracotta		Water-repellent	Natural	FILA <b>ES82</b> (solvent based) FILA <b>HP98</b> (water based)
Quarry tiles, brickwork and Terracotta		Stain protection	Natural	FILA <b>FOB</b> (solvent based) or <b>FILAW68</b> (water based)
Terracotta		Stain protection	Color-enhancing	FILA <b>PT10</b> (water based)
Concrete		Dirt-repellent	Natural	FILA <b>FOB</b> (solvent based)

# 3



## FINISHING

After protection, we recommend you apply a finishing product, generally a wax.

### ADVANTAGES OF FINISHING

- ▶ It nourishes the floor
- ▶ It protects from surface wear, caused by traffic or moving furniture
- ▶ It makes subsequent maintenance easier
- ▶ It allows the desired appearance to be obtained, from shiny to matt



Application of a wax will make the surface look more nourished and brilliant.



**Advice from the expert:**  
when to use and when not to use wax

Finishes should only be carried out on interior floors, preferably not in damp rooms or where there is stagnant water (bathrooms, showers).

- ▶ For polished finishes, the wax can be used instead of waterproofing or during maintenance
- ▶ Finishing waxes should not be applied to porcelain or ceramic tiles



## WAXES FOR 3 DIFFERENT EFFECTS

FILA PRODUCT	EFFECT	FILA PRODUCT	EFFECT	FILA PRODUCT	EFFECT
	<b>FILAMATT</b> ✓ matt-effect wax		<b>FILASATIN</b> ✓ satin-effect wax		<b>FILA CLASSIC</b> ✓ natural gloss effect




### Advice from the expert: wash&wax

For on-going optimum protection, we recommend occasionally to apply a solution of diluted wax after washing with **FILACLEANER**. Use **FILASATIN**, **FILA CLASSIC** or **FILAMATT** (depending on the desired effect), diluting 2 or 3 caps in a bucket of water (1 Gal).



# 4



## MAINTENANCE

### ORDINARY MAINTENANCE

Maintenance is nothing more than regular cleaning of the home. It removes dirt, eliminates footprints and reinforces the protective layer. A simple job in most cases, which takes very little time thanks to Fila detergents.

### THE RIGHT PRODUCT FOR EVERY SURFACE

<b>FILA CLEANER</b>	Concentrated neutral detergent for the MAINTENANCE of every surface
<b>FILA BRIO</b>	Countertop spray cleaner for every kind of wall claddings, ceramic tiles, plastic laminates, glazed surfaces, stainless steel, glasses and mirrors
<b>FILA HOBBY</b>	Deep-down cleaner for all kind of dirt, especially grease and grime. Ideal in the kitchen: hobs, grills, barbecues, etc...
<b>FILA VIA BAGNO</b>	Limescale removing spray detergent. It cleans all bathroom surfaces (porcelain tiles, glass, stainless steel)
<b>FILA NODROPS</b>	Water mark repellent protective detergent. Prevents traces and streaks of limescale
<b>FILA REFRESH</b>	Protective detergent for tops. Cleans the surfaces and reinforces the anti-stain protection of marble, granite and all treated natural stone
<b>FILA PARQUET NET</b>	Cleans all interior wooden surfaces: tables, doors, furniture...
<b>FUGANET</b>	Deep-down cleaner for grouts in ceramic tile floors and walls.



Fila has the ideal product also for ceramic tiles in the bathroom: the anti-limescale detergent **FILA VIA BAGNO**.

### Advice from the expert: a few simple tips for better cleaning.



1

**Do not use alcohol or ammonia.** Alcohol and ammonia harm surfaces, treatments and finishing waxes, altering their natural beauty. Never use them, even on stains. These can be removed with Fila products.



2

**It is better to use warm water.** Fila cleaning products give optimum results, but they become unbeatable with the addition of some warm water. Diluting the detergents actually increases their effectiveness. Remember this and you will achieve surprising results.



3

**No steam, thank you.** Fila advises against using steam machines on **all wooden floors and on waxed floors**. Fila products allow you to clean just as quickly, but much more satisfactorily and without harming the materials.



## EXTRAORDINARY MAINTENANCE


Certain situations call for extraordinary maintenance. For example:

### RESTORING SURFACES

- The treatment on your floor is very old, damaged or ineffective
- When the surface has lost its original beauty due to incorrect maintenance, the time has come to remove old treatments or old layers of wax and replace them.

### STAIN REMOVAL

If your surface is stained, Fila makes removing these stains easy. All you need to do is choose the right product for each kind of material, and follow the instructions on the label and in this table.



1

2



3

4



*Advice from the expert:  
taking care of a natural stone treated top*

For daily care of treated tops in marble and stone we recommend using handy ready-to-use FilaREFRESH detergent, for simple effective cleaning that at the same time restores the surface's stain protection. FilaREFRESH's dual action respects the material and is also certified suitable for food preparation surfaces.

## THE RIGHT PRODUCT FOR EVERY SURFACE

TYPE OF STAIN	PORCELAIN AND CERAMICS	NATURAL STONE	TERRACOTTA
Oil or grease	FILAPS87	FILANOSPOT	FILANOSPOT
Colored stains (coffee, wine, soft drinks, hair dye, ink, markers, nicotine, fruit juices)	FILAPS87 or FILASR95	FILAPS87 or FILASR95	FILAPS87 or FILASR95
Acid aggression (wine, lemon, anti-limescale...)	-	FILAMARBLE RESTORER (small surfaces) FILACLASSIC (large surfaces)	-
Paint, graffiti	FILAPS87 or FILANOPAINT STAR	FILAPS87 or FILANOPAINT STAR	FILAPS87 or FILANOPAINT STAR
Rust, sulphate and marks left by metals	DETERDEK *	DETERDEK *	DETERDEK
Concrete, saltpetre, limescale	DETERDEK *	DETERDEK *	DETERDEK
Candle wax, tar	FILAPS87 or FILANOPAINT STAR	FILAPS87 or FILANOPAINT STAR	FILAPS87 or FILANOPAINT STAR
Thinset, chewing gum, residues of adhesive tape, tree resin	FILAPS87	FILAPS87	FILAPS87

When removing stains from wax-treated terracotta and natural stones, the wax must be reapplied afterwards.

\* do not use DETERDEK on shiny marble or in general on acid-sensitive materials (e.g. black slate). Carry out a preliminary test on ceramic tiles to check their resistance to the product

# Glossary

**Washing after laying:** this cleans the surface of residues of concrete, glue and various kinds of dirt left after laying.

**Restoring sheen:** treatment to restore the material's original sheen, to be carried out when the surface looks dull or damaged by acid stains.

**Restoring protection:** process to renew the material's protection, to be carried out when the current treatment is very old, damaged or ineffective.

**Restoring finishes:** process to renew the protection of surface finishes, to be carried out when the material has old, worn, dirty or dull layers of wax.

**Removing graffiti, smog and dust:** exterior surfaces ruined by graffiti or blackened by smog and dust that need deep-down cleaning and restoration of the material's protection with specific products.

**Water-repellent protection:** this protects the surface from water, watery stains (wine, coffee), wear by the weather and prevents the formation of moss, mould and efflorescence.

**Stain protection:** a treatment for water-oil repellent protection. It combines protection against greasy and oily stains with water repellence.

**Anti-graffiti protection:** to be carried out on exterior, vertical, absorbent surfaces to avoid graffiti and spray paint stains, making cleaning easier.

**Dirt-repellent protection:** protection recommended against dirt from through traffic. Particularly suitable for interior floors with rough-finish.

**Anti-dust protection/treatment:** protective treatment recommended for interior vertical surfaces to prevent dust settling, especially recommended for bricks or untreated stone. Treated material is easier to clean.

**Basic protection:** impregnation of the material that gives the surface initial protection and allows subsequent treatments to be absorbed more evenly.

**Natural effect:** "natural effect" is used to describe any treatment (protective or finish) that does not alter the material's natural appearance.

**Reviving/colour-enhancing:** "reviving/colour-enhancing" is used to describe any treatment (protective or finish) that enhances the material's natural color, giving it a pleasant appearance.

**Wet look:** "wet look" is used to describe any treatment (protective) that revives the material to give a shiny effect.

**Satin effect:** "satin effect" is used to describe any treatment (finish) that gives the surface a silky, slightly glossy sheen.

**Glossy effect:** "glossy effect" is used to describe any treatment (finish) that gives the surface greater shine.

**Ordinary maintenance:** ordinary cleaning of surfaces to remove dirt, foot prints and strengthen the protective layer.

**Extraordinary maintenance:** cleaning to remove stains and intense dirt that is difficult to remove with simple ordinary maintenance.

## Warning:

- Coverages are indicative, may vary depending on absorption of the materials, on treatment stage (washing after laying or restoring) and refer to one coat.
- Do not apply FILAJET protector and finishing products like wax in damp rooms and where there is stagnant water (bathrooms and showers).
- The treatment cycle is complete when the surface can be walked on. Warning: this means that the surface can be walked on with care. You must wait at least 24 hours for optimum protection.
- Maintenance treatments given here have been elaborated to restore previous treatments using Fila products. When the original treatment is unknown, we recommend consulting a Fila expert.
- Before application, always read the instructions on the product label carefully.
- This information is the fruit of our most recent technical knowledge and backed by continuous research and laboratory testing. However, due to factors outside our control, the suggestions given must always be checked and tried out by the user. Fila assumes no responsibility for incorrect use of its products.

# A treatment cycle for each material.



## STONE

Natural stone	pag. 18
Polished or brushed finish	pag. 18
High absorbency	
Matt or unpolished finish	pag. 20
Manufactured stone	pag. 25

## AGGLOMERATES

Unpolished agglomerates	pag. 28
Polished agglomerates	pag. 30

## PORCELAIN

Polished porcelain	pag. 32
Textured porcelain	pag. 33
Lappato porcelain	pag. 34
Glazed ceramic tiles	pag. 35
Crackle-glaze, ceramic tiles	pag. 35

## TERRACOTTA

Terracotta	pag. 36
Terracotta fair-faced brick	pag. 40

## WOOD

Maintenance for all kinds of wood	pag. 41
Varnished wood	pag. 41

## CONCRETE

Decorated concrete	pag. 42
Concrete - garage and industrial locations	pag. 43

## RESILIENT FLOORS

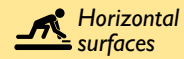
pag. 44

## GROUT JOINTS

pag. 44

# NATURAL STONE

Polished or brushed finish  
(marble, travertine, granite, limestone)  
SOLVENT BASED



## WASH

### AFTER LAYING



on dry surface,  
choose from:

#### FILACLEANER

diluted 1:30  
coverage: 538 sq ft / 1.06 qt  
(50 m<sup>2</sup> / 1L)

### RESTORING PROTECTION



on dry surface,  
choose from:

#### FILACLEANER

diluted 1:30  
coverage: 538 sq ft / 1.06 qt  
(50 m<sup>2</sup> / 1L)

### RESTORING FINISHES



on dry surface,  
choose from:

#### FILAPS87

diluted 1:5  
coverage: 323 sq ft / 1.06 qt  
(30 m<sup>2</sup> / 1L)

## PROTECTION

### NATURAL EFFECT AGAINST STAINS



After **24 h**, when the floor is dry, remove the excess using a cloth dipped in the product, then wipe with a dry cloth or absorbent paper

once dry,  
floor may be walked on

#### FILAMP90

pure  
coverage: 323 sq ft / 1.06 qt (30 m<sup>2</sup> / 1L)  
1 coat

### COLOR-ENHANCING AGAINST STAINS



can be walked on after **8 h**

#### FILASTONE PLUS

pure  
coverage: 323 sq ft / 1.06 qt (30 m<sup>2</sup> / 1L)  
1 coat

#### CAUTION:

remove the excess of product during the treatment as stated in the label.

## FINISHING

### SATIN EFFECT



after **1 h**



Polishing

#### FILASATIN

pure  
coverage: 323/538 sq ft / 1.06 qt  
(30/50 m<sup>2</sup> / 1L)  
1 coat

### SHINY EFFECT (PROFESSIONAL USE)



once dry,  
floor may be walked on

#### FILAKRISTALL PLUS

pure  
coverage: 538 sq ft / 1.06 qt  
(50 m<sup>2</sup> / 1L)  
1 or more applications

#### WARNING:

do not use on non-calcareous stones such as granite, quartzite and sandstone.

### SHINY EFFECT



after **1 h**



Polishing

#### FILACLASSIC

pure  
coverage: 323/538 sq ft (30/50 m<sup>2</sup>)  
1 coat

## MAINTENANCE

### ORDINARY



#### FILACLEANER

diluted 1:200  
coverage: 16,145 sq ft / 1.06 qt  
(1,500 m<sup>2</sup> / 1L)

### EXTRAORDINARY



#### FILACLEANER

diluted 1:30  
coverage: 538 sq ft / 1.06 qt  
(50 m<sup>2</sup> / 1L)



One coat of your chosen finishing wax

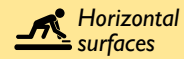


### The expert's advice: pre-treat with FILAPW10

To prevent contaminants rising up from the substrate to the surface of the material (salts, tannin, metals, etc.) apply one coat of FILAPW10 (pure; coverage: 108/162 sq ft / 1.06 qt (10/15 m<sup>2</sup> / 1L)) to the back of tiles

# NATURAL STONE

Polished or brushed finish  
(marble, travertine, granite, limestone)  
WATER BASED



## WASH

### AFTER LAYING



on dry surface,  
choose from:

#### FILACLEANER

diluted 1:30  
coverage: 538 sq ft / 1.06 qt  
(50 m<sup>2</sup> / 1L)

### RESTORING PROTECTION



on dry surface,  
choose from:

#### FILACLEANER

diluted 1:30  
coverage: 538 sq ft / 1.06 qt  
(50 m<sup>2</sup> / 1L)

### RESTORING FINISHES



on dry surface,  
choose from:

#### FILAPS87

diluted 1:5  
coverage: 323 sq ft / 1.06 qt  
(30 m<sup>2</sup> / 1L)

## PROTECTION

### NATURAL EFFECT AGAINST STAINS



After **4 h**, when the floor is dry, remove the excess using a cloth dipped in the product, then wipe with a dry cloth or absorbent paper

once dry,  
floor may be walked on

#### FILAMP90 ECO

pure  
coverage: 323 sq ft / 1.06 qt (30 m<sup>2</sup> / 1L)  
1 coat

### COLOR-ENHANCING AGAINST STAINS



can be walked on after **4 h**

#### FILASTONE PLUS ECO

pure  
coverage: 323 sq ft / 1.06 qt (30 m<sup>2</sup> / 1L)  
1 coat

#### CAUTION:

remove the excess of product during the treatment as stated in the label.

## FINISHING

### SATIN EFFECT



after **1 h**



Polishing

#### FILASATIN

pure  
coverage: 323/538 sq ft / 1.06 qt  
(30/50 m<sup>2</sup> / 1L)  
1 coat

### SHINY EFFECT (PROFESSIONAL USE)



once dry,  
floor may be walked on

#### FILAKRISTALL PLUS

pure  
coverage: 538 sq ft / 1.06 qt  
(50 m<sup>2</sup> / 1L)  
1 or more applications

#### WARNING:

do not use on non-calcareous stones such as granite, quartzite and sandstone.

### SHINY EFFECT



after **1 h**



Polishing

#### FILACLASSIC

pure  
coverage: 323/538 sq ft (30/50 m<sup>2</sup>)  
1 coat

## MAINTENANCE

### ORDINARY



#### FILACLEANER

diluted 1:200  
coverage: 16,145 sq ft / 1.06 qt  
(1,500 m<sup>2</sup> / 1L)

### EXTRAORDINARY



#### FILACLEANER

diluted 1:30  
coverage: 538 sq ft / 1.06 qt  
(50 m<sup>2</sup> / 1L)



One coat of your chosen finishing wax



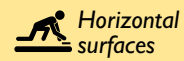
### The expert's advice: pre-treat with FILAPW10

To prevent contaminants rising up from the substrate to the surface of the material (salts, tannin, metals, etc.) apply one coat of FILAPW10 (pure; coverage: 108/162 sq ft / 1.06 qt (10/15 m<sup>2</sup> / 1L)) to the back of tiles



# NATURAL STONE

High absorbency - Matt or unpolished finish  
(unpolished limestone, Coral Stone, Vicenza stone, Pietra Serena, Split-Finish Quartz)



## WASH

### AFTER LAYING



on dry surface

#### FILACLEANER

diluted 1:30  
coverage: 538 sq ft / 1.06 qt  
(50 m<sup>2</sup>/1L)

### RESTORING PROTECTION



on dry surface

#### FILAPS87

diluted 1:5  
coverage: 215 sq ft / 1.06 qt  
(20 m<sup>2</sup>/1L)

## PROTECTION

### NATURAL EFFECT AGAINST STAINS



after 4 h

#### FILAW68

pure  
coverage: 108 sq ft / 1.06 qt (10 m<sup>2</sup>/1L)  
2 coats (no interval)

### WET LOOK AGAINST STAINS



once dry, floor may be walked on

#### FILAPT10

pure  
coverage: 162 sq ft / 1.06 qt (15 m<sup>2</sup>/1L)  
2 coats  
2<sup>nd</sup> coat after 3h

## OPTIONAL FINISHING

### NATURAL EFFECT



can be walked on after  
**2-3 h**

#### FILAMATT

pure  
coverage: 323-430 sq ft / 1.06 qt  
(30-40 m<sup>2</sup>/1L)  
2 coats - 2<sup>nd</sup> coat after 1h

### SATIN EFFECT



can be walked on after  
**2-3 h**

#### FILASATIN

pure  
coverage: 323-430 sq ft / 1.06 qt  
(30-40 m<sup>2</sup>/1L)  
2 coats - 2<sup>nd</sup> coat after 1h

### SHINY EFFECT



can be walked on after  
**2-3 h**

#### FILACLASSIC

pure  
coverage: 323-430 sq ft / 1.06 qt  
(30-40 m<sup>2</sup>/1L)  
2 coats - 2<sup>nd</sup> coat after 1h

## MAINTENANCE

### ORDINARY



#### FILACLEANER

diluted 1:200  
coverage: 16,145 sq ft / 1.06 qt  
(1,500 m<sup>2</sup>/1L)

### EXTRAORDINARY



#### FILACLEANER

diluted 1:30  
coverage: 538 sq ft / 1.06 qt  
(50 m<sup>2</sup>/1L)



One coat of your chosen finishing wax



### The expert's advice: pre-treat with FILAPRW200

To protect material from grouting dirt and ease cleaning after laying, pre-treat the surface with a coat of grout release FILAPRW200 (pure; coverage: for terracotta 86/108 sp ft / 1.06 qt (8/10 m<sup>2</sup>/1L), for stone 108/215 sp ft / 1.06 qt (10/20 m<sup>2</sup>/1L) per liter)



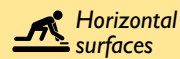
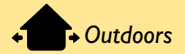
### The expert's advice: pre-treat with FILAPW10

To prevent contaminants rising up from the substrate to the surface of the material (salts, tannin, metals, etc.) apply one coat of FILAPW10 (pure; coverage: 107/162 sp ft / 1.06 qt (10/15 m<sup>2</sup>/1L)) to the back of tiles



# NATURAL STONE

High absorbency - Matt or unpolished finish  
(unpolished limestone, Coral Stone, Vicenza stone, Pietra Serena, Split-Finish Quartz)



## WASH

### AFTER LAYING



on dry surface,  
choose from:

#### FILACLEANER

diluted 1:30  
coverage: 538 sq ft / 1.06 qt  
(50 m<sup>2</sup>/1L)

### RESTORING PROTECTION



on dry surface,  
choose from:

#### FILAPS87

diluted 1:5  
coverage: 215 sq ft / 1.06 qt  
(20 m<sup>2</sup>/1L)

### RESTORING WASH TO REMOVE GRAFITI AND SMOG



on dry surface,  
choose from:

#### FILANOPAINT STAR

pure  
coverage: 54 sq ft / 1.06 qt  
(5 m<sup>2</sup>/1L)

## PROTECTION

### WATER REPELLENT



once dry, floor  
may be walked on

#### FILAHP98

pure  
coverage: 162 sq ft / 1.06 qt (15 m<sup>2</sup>/1L)  
1 coat working completely into the material

#### WARNING:

before the product dries, remove any residue.

### NATURAL EFFECT AGAINST STAINS



once dry, floor  
may be walked on

#### FILAW68\*

pure  
coverage: 108 sq ft / 1.06 qt (10 m<sup>2</sup>/1L)  
2 coats (no interval)

### WET LOOK AGAINST STAINS



once dry, floor may  
be walked on

#### FILAPT10\*

pure or diluted 1:1  
coverage: 108-215 sq ft / 1.06 qt (10-20 m<sup>2</sup>/1L)  
2 coats  
2<sup>nd</sup> coat after 3h

## MAINTENANCE

### ORDINARY



#### FILACLEANER

diluted 1:200  
coverage: 16,145 sq ft / 1.06 qt  
(1,500 m<sup>2</sup>/1L)

### EXTRAORDINARY



#### FILAPS87

diluted 1:10  
coverage: 1,076 sq ft / 1.06 qt  
(100 m<sup>2</sup>/1L)



#### The expert's advice: pre-treat with FILAPRW200

To protect material from grouting dirt and ease cleaning after laying, pre-treat the surface with a coat of grout release FILAPRW200 (pure; coverage: for terracotta 86/108 sp ft / 1.06 qt (8/10 m<sup>2</sup>/1L), for stone 108/215 sp ft / 1.06 qt (10/20 m<sup>2</sup>/1L) per liter)



#### The expert's advice: pre-treat with FILAPW10

To prevent contaminants rising up from the substrate to the surface of the material (salts, tannin, metals, etc.) apply one coat of FILAPW10 (pure; coverage: 107/162 sp ft / 1.06 qt (10/15 m<sup>2</sup>/1L)) to the back of tiles

\* for restoring treatment apply just 1 coat.



# NATURAL STONE

Low absorbency - Matt or unpolished finish  
(Slate, sandstone, Cantera Stone, Flamed Granite)



## PROTECTION

### COLOR-ENHANCING AGAINST STAINS SOLVENT BASED



can be walked on after **8 h**

**FILASTONE PLUS\***  
pure  
coverage: 215 sq ft (20 m<sup>2</sup>)  
2 coats  
1 or 2 coats, 2nd coat after 8 h

### COLOR-ENHANCING AGAINST STAINS WATER BASED



can be walked on after **4 h**

**FILASTONE PLUS ECO**  
pure  
215 sq ft / 1.06 qt (20 m<sup>2</sup>/1L)  
1 or 2 coats, 2nd coat after 4 h

**CAUTION:**  
remove the excess of product during the treatment as stated in the label.

### NATURAL EFFECT AGAINST STAINS SOLVENT BASED



after **24 h** choose from:

**FILAFOB**  
pure  
coverage: 215 sq ft (20 m<sup>2</sup>)  
1 or 2 coats

### NATURAL EFFECT AGAINST STAINS WATER BASED



on dry surface

**FILAFOB ECO**  
pure  
107 sq ft - 215 sq ft / 1.06 qt (10-20 m<sup>2</sup>/1L)  
1 coat

**WARNING:**  
after 10 minutes, remove the excess residues that have not been absorbed by using a dry cloth, lambswool applicator pad, or sponge

## OPTIONAL FINISHING

### NATURAL EFFECT



can be walked on after **2-3 h**

**FILAMATT**  
pure  
coverage: 323-430 sq ft / 1.06 qt (30-40 m<sup>2</sup>/1L)  
2 coats - 2<sup>nd</sup> coat after 1h

### SATIN EFFECT



can be walked on after **2-3 h**

**FILASATIN**  
pure  
coverage: 323-430 sq ft / 1.06 qt (30-40 m<sup>2</sup>/1L)  
2 coats - 2<sup>nd</sup> coat after 1h

### SHINY EFFECT



can be walked on after **2-3 h**

**FILACLASSIC**  
pure  
coverage: 323-430 sq ft / 1.06 qt (30-40 m<sup>2</sup>/1L)  
2 coats - 2<sup>nd</sup> coat after 1h

## MAINTENANCE

### ORDINARY



**FILACLEANER**  
diluted 1:200  
coverage: 16,145 sq ft / 1.06 qt (1,500 m<sup>2</sup>/1L)

### EXTRAORDINARY



**FILACLEANER**  
diluted 1:30  
coverage: 538 sq ft / 1.06 qt (50 m<sup>2</sup>/1L)



One coat of your chosen finishing wax

### The expert's advice: pre-treat with Fila FILAPRW200



To protect material from grouting dirt and ease cleaning after laying, pre-treat the surface with a coat of grout release FILAPRW200 (pure; coverage: for terracotta 86/108 sp ft / 1.06 qt (8/10 m<sup>2</sup>/1L), for stone 108/215 sp ft / 1.06 qt (10/20 m<sup>2</sup>/1L) per liter)

### The expert's advice: pre-treat with Fila FILAPW10



To prevent contaminants rising up from the substrate to the surface of the material (salts, tannin, metals, etc.) apply one coat of FILAPW10 (pure; coverage: 107/162 sp ft / 1.06 qt (10/15 m<sup>2</sup>/1L)) to the back of tiles

## WASH

### AFTER LAYING



on dry surface, choose from:

**DETERDEK**  
diluted 1:5  
coverage: 215 sq ft / 1.06 qt (20 m<sup>2</sup>/1L)

**WARNING:**  
check the reaction of the product on a small section of material before proceeding. If necessary, use neutral FILACLEANER detergent (dil. 1:30)

### RESTORING PROTECTION



on dry surface, choose from:

**FILAPS87**  
diluted 1:5  
coverage: 323 sq ft / 1.06 qt (30 m<sup>2</sup>/1L)

### RESTORING FINISHES



on dry surface, choose from:

**FILAPS87**  
diluted 1:5  
coverage: 323 sq ft / 1.06 qt (30 m<sup>2</sup>/1L)

\* for restoring treatment apply a single coat of the last protective Fila product




# NATURAL STONE

Low absorbency - Matt or unpolished finish

(Slate, sandstone, Cantera Stone, Flamed Granite)

**SOLVENT BASED**



## WASH

### AFTER LAYING



on dry surface,  
choose from:

#### DETERDEK

diluted 1:5  
coverage: 215 sq ft / 1.06 qt  
(20 m<sup>2</sup>/1L)

#### WARNING:

check the reaction of the product  
on a small section of material  
before proceeding. If necessary,  
use neutral FILACLEANER  
detergent (dil. 1:30)

### RESTORING PROTECTION



on dry surface,  
choose from:

#### FILAPS87

diluted 1:5  
coverage: 323 sq ft / 1.06 qt  
(30 m<sup>2</sup>/1L)

### RESTORING WASH TO REMOVE GRAFITI AND SMOG



on dry surface,  
choose from:

#### FILANOPAINT STAR

pure  
coverage: 54 sq ft / 1.06 qt  
(5 m<sup>2</sup>/1L)

## PROTECTION

### WATER REPELLENT



once dry, floor may  
be walked on

#### HYDROREP\*

pure  
coverage: 215 sq ft / 1.06 qt (20 m<sup>2</sup>/1L)  
2 coats, 2<sup>nd</sup> coat after 24 h

### WATER REPELLENT NATURAL EFFECT AGAINST STAINS



after **24 h**



once dry, floor  
may be walked on

#### HYDROREP

pure  
coverage: 215 sq ft / 1.06 qt  
(20 m<sup>2</sup>/1L)  
1 coat

#### FILAFOB\*

pure  
coverage: 215 sq ft / 1.06 qt  
(20 m<sup>2</sup>/1L)  
1 coat

### WET LOOK AGAINST STAINS



once dry, floor  
may be walked on

#### FILAWET\*

pure  
coverage: 215 sq ft / 1.06 qt  
(20 m<sup>2</sup>/1L)  
2 coats - 2<sup>nd</sup> coat after 24 h

### COLOR-ENHANCING AGAINST STAINS



can be  
walked on after  
**8 h**

#### FILASTONE PLUS\*

pure  
coverage: 215 sq ft / 1.06 qt  
(20 m<sup>2</sup>/1L)  
1 or 2 coats, 2<sup>nd</sup> coat after 8 h

#### CAUTION:

remove the excess of product during  
the treatment as stated in the label.

## MAINTENANCE

### ORDINARY



#### FILACLEANER

diluted 1:200  
coverage: 16,145 sq ft / 1.06 qt  
(1,500 m<sup>2</sup>/1L)

### EXTRAORDINARY



#### FILAPS87

diluted 1:10  
coverage: 1,076 sq ft / 1.06 qt  
(100 m<sup>2</sup>/1L)



### The expert's advice: pre-treat with Fila FILAPRW200

To protect material from grouting dirt and ease  
cleaning after laying, pre-treat the surface with  
a coat of grout release FILAPRW200 (pure;  
coverage: for terracotta 86/108 sp ft / 1.06 qt  
(8/10 m<sup>2</sup>/1L), for stone 108/215 sp ft / 1.06 qt  
(10/20 m<sup>2</sup>/1L) per liter)



### The expert's advice: pre-treat with Fila FILAPW10

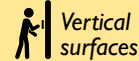
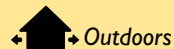
To prevent contaminants rising up from the  
substrate to the surface of the material (salts,  
tannin, metals, etc.) apply one coat of FILAPW10  
(pure; coverage: 107/162 sp ft / 1.06 qt (10/15  
m<sup>2</sup>/1L)) to the back of tiles

\* for restoring treatment apply a single coat of the last protective FILA product



# NATURAL STONE

Low absorbency - Matt or unpolished finish  
(Slate, sandstone, Cantera Stone, Flamed Granite)  
WATER BASED



## WASH

### AFTER LAYING



on dry surface,  
choose from:

#### DETERDEK

diluted 1:5  
coverage: 215 sq ft / 1.06 qt  
(20 m<sup>2</sup>/1L)

#### WARNING:

check the reaction of the product  
on a small section of material  
before proceeding. If necessary,  
use neutral FILACLEANER  
detergent (dil. 1:30)

### RESTORING PROTECTION



on dry surface,  
choose from:

#### FILAPS87

diluted 1:5  
coverage: 323 sq ft / 1.06 qt  
(30 m<sup>2</sup>/1L)

### RESTORING WASH TO REMOVE GRAFITI AND SMOG



on dry surface,  
choose from:

#### FILANOPAIN STAR

pure  
coverage: 54 sq ft / 1.06 qt  
(5 m<sup>2</sup>/1L)

## PROTECTION

### NATURAL EFFECT AGAINST STAINS



can be  
walked on after  
**4 h**

#### FILAFOB ECO

pure  
107 sq ft - 215 sq ft / 1.06 qt (10-20 m<sup>2</sup>/1L)  
1 coat

#### WARNING:

after 10 minutes, remove the excess  
residues that have not been absorbed  
by using a dry cloth, lambswool  
applicator pad, or sponge

### COLOR-ENHANCING AGAINST STAINS



can be  
walked on after  
**4 h**

#### FILASTONE PLUS ECO

pure  
215 sq ft / 1.06 qt (20 m<sup>2</sup>/1L)  
1 or 2 coats, 2nd coat after 4 h

#### WARNING:

remove any excess during the application  
as mentioned in the product label. For  
restoring treatment apply a single coat

### WET LOOK AGAINST STAINS



once dry, floor may  
be walked on

#### FILAPT10

pure or diluted 1:1  
108-215 sq ft / 1.06 qt (10-20 m<sup>2</sup>/1L)  
2 coats, 2nd coat after 3 h

## MAINTENANCE

### ORDINARY



#### FILACLEANER

diluted 1:200  
coverage: 16,145 sq ft / 1.06 qt  
(1,500 m<sup>2</sup>/1L)

### EXTRAORDINARY



#### FILAPS87

diluted 1:10  
coverage: 1,076 sq ft / 1.06 qt  
(100 m<sup>2</sup>/1L)



#### The expert's advice: pre-treat with Fila FILAPRW200

To protect material from grouting dirt and ease  
cleaning after laying, pre-treat the surface with  
a coat of grout release FILAPRW200 (pure;  
coverage: for terracotta 86/108 sp ft / 1.06 qt  
(8/10 m<sup>2</sup>/1L), for stone 108/215 sp ft / 1.06 qt  
(10/20 m<sup>2</sup>/1L) per liter)



#### The expert's advice: pre-treat with Fila FILAPW10

To prevent contaminants rising up from the  
substrate to the surface of the material (salts,  
tannin, metals, etc.) apply one coat of FILAPW10  
(pure; coverage: 107/162 sp ft / 1.06 qt (10/15  
m<sup>2</sup>/1L)) to the back of tiles

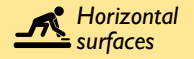
\* for restoring treatment apply a single coat of the last protective FILA product



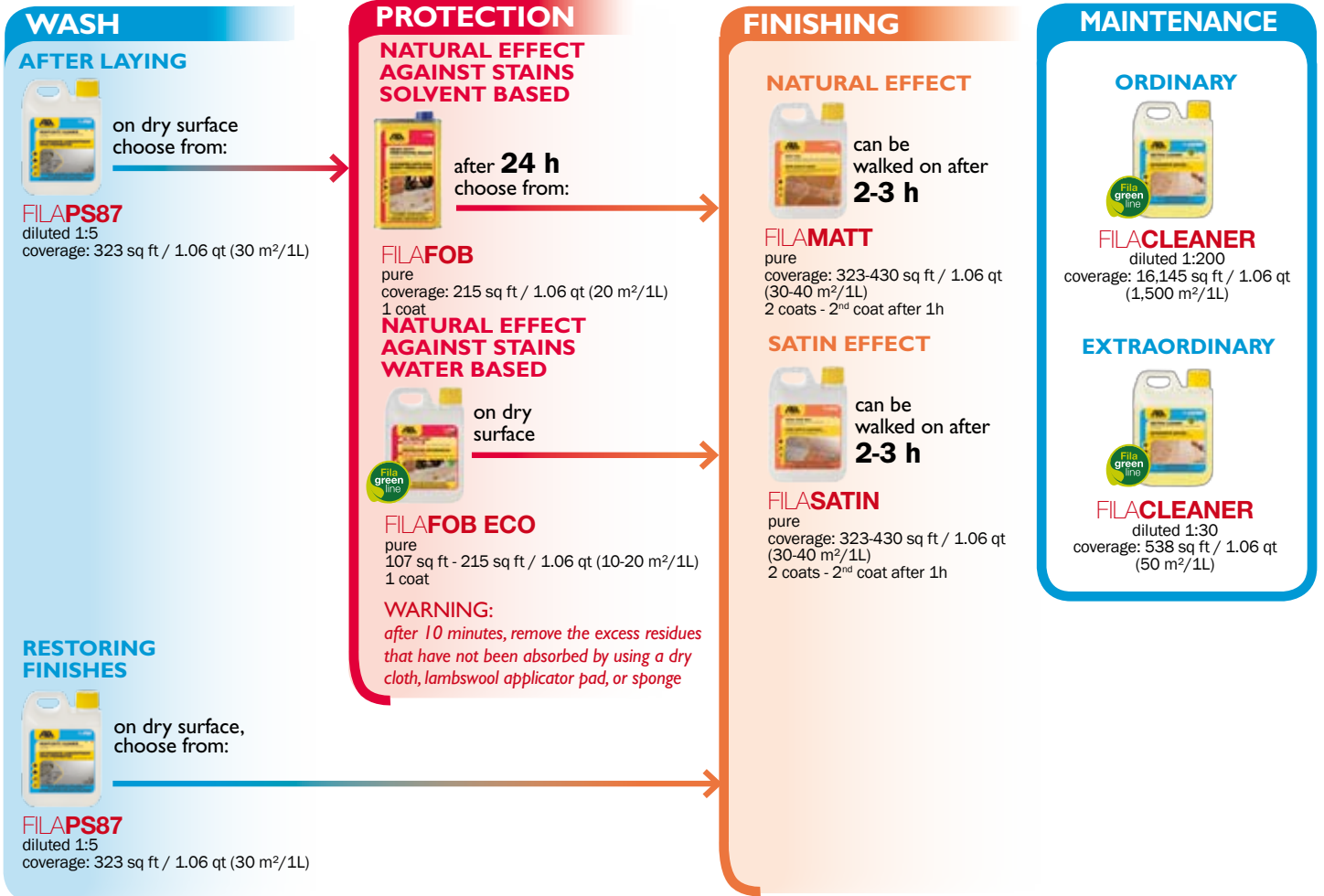
# MANUFACTURED STONE





Indoors



Horizontal surfaces



 **The expert's advice: pre-treat with FILAPRW200**  
 To protect material from grouting dirt and ease cleaning after laying, pre-treat the surface with a coat of grout release FILAPRW200 (pure; coverage: for terracotta 86/108 sp ft / 1.06 qt (8/10 m<sup>2</sup>/1L), for stone 108/215 sp ft / 1.06 qt (10/20 m<sup>2</sup>/1L) per liter)

 **The expert's advice: pre-treat with FILAPW10**  
 To prevent contaminants rising up from the substrate to the surface of the material (salts, tannin, metals, etc.) apply one coat of FILAPW10 (pure; coverage: 107/162 sp ft / 1.06 qt (10/15 m<sup>2</sup>/1L)) to the back of tiles





# MANUFACTURED STONE



*The expert's advice:*  
pre-treat with Fila  
**FILAPRW200**

To protect material from grouting dirt and ease cleaning after laying, pre-treat the surface with a coat of grout release **FILAPRW200** (pure; coverage: for terracotta 86/108 sp ft / 1.06 qt (8/10 m<sup>2</sup>/l), for stone 108/215 sp ft / 1.06 qt (10/20 m<sup>2</sup>/l) per liter)



*The expert's advice:*  
pre-treat with Fila  
**FILAPW10**

To prevent contaminants rising up from the substrate to the surface of the material (salts, tannin, metals, etc.) apply one coat of **FILAPW10** (pure; coverage: 107/162 sp ft / 1.06 qt (10/15 m<sup>2</sup>/l)) to the back of tiles

## WASH

### AFTER LAYING



**FILAPS87**  
diluted 1:5  
coverage: 323 sq ft / 1.06 qt  
(30 m<sup>2</sup>/1L)

### RESTORING FINISHES



**FILAPS87**  
diluted 1:5  
coverage: 323 sq ft / 1.06 qt  
(30 m<sup>2</sup>/1L)

on dry surface

## FINISHING

### ANTI-DUST TREATMENT NATURAL EFFECT



**FILAMATT**  
pure  
coverage: 323-430 sq ft / 1.06 qt  
(30-40 m<sup>2</sup>/1L)  
2 coats - 2<sup>nd</sup> coat after 1h

surface may be used  
after **2-3 h**

## MAINTENANCE

### ORDINARY



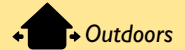
**FILACLEANER**  
diluted 1:200  
coverage: 16,145 sq ft / 1.06 qt  
(1,500 m<sup>2</sup>/1L)



**FILABRIO**  
ready to use



# MANUFACTURED STONE



*The expert's advice:*  
pre-treat with Fila  
**FILAPRW200**

To protect material from grouting dirt and ease cleaning after laying, pre-treat the surface with a coat of grout release **FILAPRW200** (pure; coverage: for terracotta 86/108 sp ft / 1.06 qt (8/10 m<sup>2</sup>/l), for stone 108/215 sp ft / 1.06 qt (10/20 m<sup>2</sup>/l) per liter)



*The expert's advice:*  
pre-treat with Fila  
**FILAPW10**

To prevent contaminants rising up from the substrate to the surface of the material (salts, tannin, metals, etc.) apply one coat of **FILAPW10** (pure; coverage: 107/162 sp ft / 1.06 qt (10/15 m<sup>2</sup>/l)) to the back of tiles

## WASH

### AFTER LAYING



**FILAPS87**  
diluted 1:5  
coverage: 323 sq ft / 1.06 qt  
(30 m<sup>2</sup>/1L)

### RESTORING PROTECTION



**FILAPS87**  
diluted 1:5  
coverage: 323 sq ft / 1.06 qt  
(30 m<sup>2</sup>/1L)

on dry surface

## PROTECTION

### WATER REPELLENT



**HYDROREP\***  
pure  
coverage: 215 sq ft / 1.06 qt  
(20 m<sup>2</sup>/1L)  
2 coats - 2<sup>nd</sup> coat after 24h

once dry, surface  
may be used

## MAINTENANCE

### ORDINARY



**FILACLEANER**  
diluted 1:200  
coverage: 16,145 sq ft / 1.06 qt  
(1,500 m<sup>2</sup>/1L)

### EXTRAORDINARY

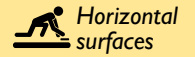
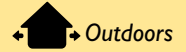


**FILAPS87**  
diluted 1:10  
coverage: 1,076 sq ft / 1.06 qt  
(100 m<sup>2</sup>/1L)





# MANUFACTURED STONE



**WASH**

**AFTER LAYING**

on dry surface, choose from:



**FILAPS87**  
diluted 1:5  
coverage: 323 sq ft / 1.06 qt  
(30 m<sup>2</sup>/1L)

**RESTORING FINISHES**

on dry surface, choose from:



**FILAPS87**  
diluted 1:5  
coverage: 323 sq ft / 1.06 qt  
(30 m<sup>2</sup>/1L)

**PROTECTION**

**WATER REPELLENT SOLVENT BASED**



once dry, floor may be walked on

**HYDROREP\***  
pure  
coverage: 215 sq ft / 1.06 qt  
(20 m<sup>2</sup>/1L)  
2 coats - 2<sup>nd</sup> coat after 24h

**WATER REPELLENT SOLVENT BASED**



after **24 h**

**HYDROREP**  
pure  
coverage: 215 sq ft / 1.06 qt  
(20 m<sup>2</sup>/1L)  
1 coat

**NATURAL EFFECT AGAINST STAINS SOLVENT BASED**



once dry, floor may be walked on

**FILAFOB\***  
pure  
coverage: 215 sq ft / 1.06 qt  
(20 m<sup>2</sup>/1L)  
1 coat

**NATURAL EFFECT AGAINST STAINS WATER BASED**



can be walked on after **4 h**

**FILAFOB ECO**  
pure  
107 sq ft - 215 sq ft / 1.06 qt (10-20 m<sup>2</sup>/1L)  
1 coat

**WARNING:**  
*after 10 minutes, remove the excess residues that have not been absorbed by using a dry cloth, lambswool applicator pad, or sponge*

**MAINTENANCE**

**ORDINARY**




**FILACLEANER**  
diluted 1:200  
coverage: 16,145 sq ft / 1.06 qt  
(1,500 m<sup>2</sup>/1L)


**EXTRAORDINARY**



**FILAPS87**  
diluted 1:10  
coverage: 1,076 sq ft / 1.06 qt  
(100 m<sup>2</sup>/1L)

 **The expert's advice: pre-treat with FILAPW10**

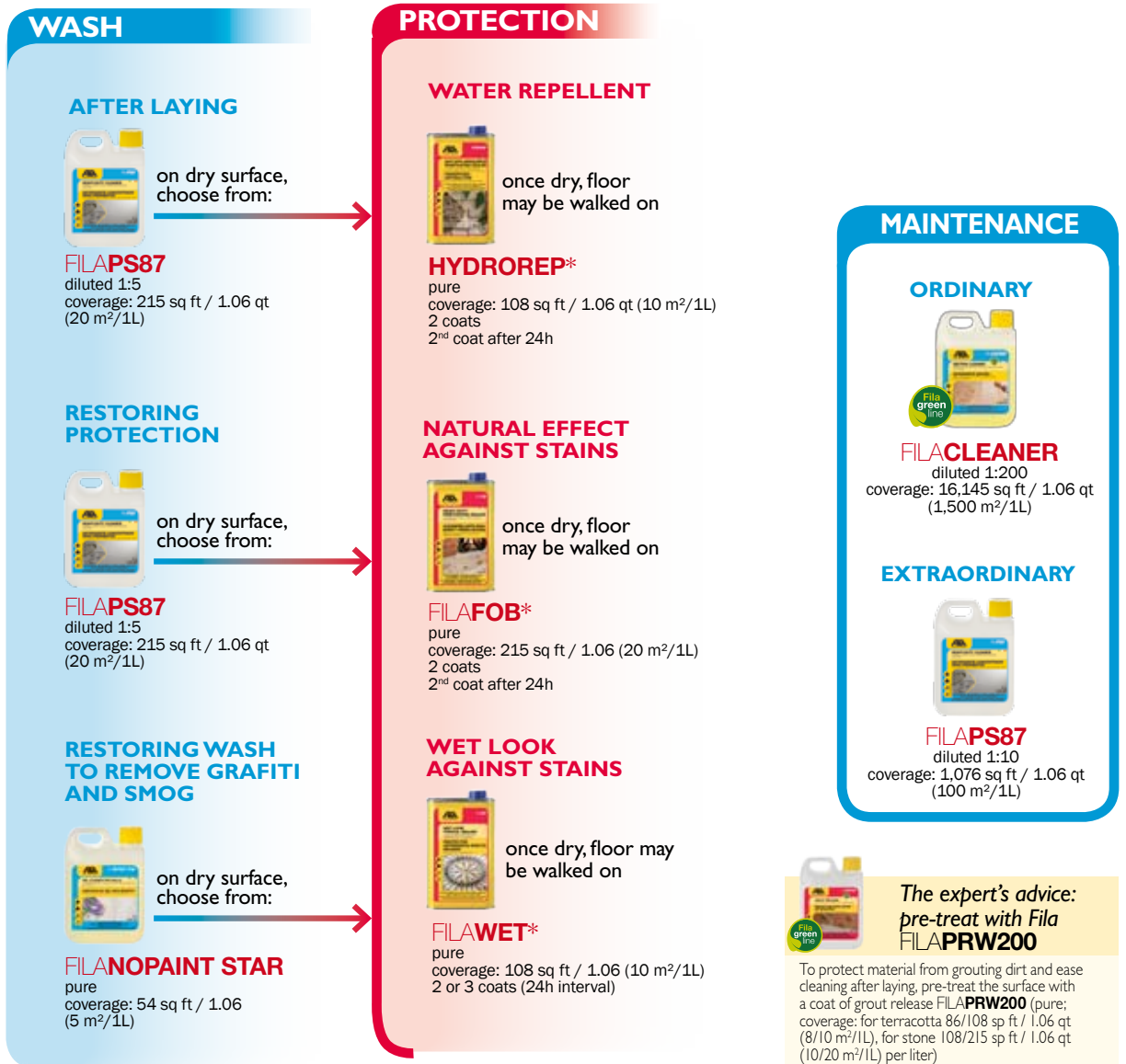
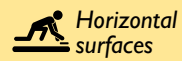
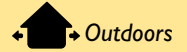
To prevent contaminants rising up from the substrate to the surface of the material (salts, tannin, metals, etc.) apply one coat of FILAPW10 (pure; coverage: 107/162 sp ft / 1.06 qt (10/15 m<sup>2</sup>/1L)) to the back of tiles


 **The expert's advice: pre-treat with FILAPRW200**

To protect material from grouting dirt and ease cleaning after laying, pre-treat the surface with a coat of grout release FILAPRW200 (pure; coverage: for terracotta 86/108 sp ft / 1.06 qt (8/10 m<sup>2</sup>/1L), for stone 108/215 sp ft / 1.06 qt (10/20 m<sup>2</sup>/1L) per liter)


# UNPOLISHED AGGLOMERATES

Rustic terrazzo, marble concrete  
SOLVENT BASED



 **The expert's advice: pre-treat with Fila FILAPRW200**

To protect material from grouting dirt and ease cleaning after laying, pre-treat the surface with a coat of grout release FILAPRW200 (pure; coverage: for terracotta 86/108 sp ft / 1.06 qt (8/10 m<sup>2</sup>/1L), for stone 108/215 sp ft / 1.06 qt (10/20 m<sup>2</sup>/1L) per liter)

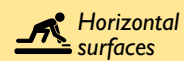
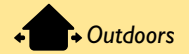
 **The expert's advice: pre-treat with Fila FILAPW10**

To prevent contaminants rising up from the substrate to the surface of the material (salts, tannin, metals, etc.) apply one coat of FILAPW10 (pure; coverage: 107/162 sp ft / 1.06 qt (10/15 m<sup>2</sup>/1L)) to the back of tiles

\* for restoring treatment apply a single coat of the last protective FILA product

# UNPOLISHED AGGLOMERATES

Rustic terrazzo, marble concrete  
WATER BASED



## WASH

### AFTER LAYING



on dry surface,  
choose from:

**FILAPS87**  
diluted 1:5  
coverage: 215 sq ft / 1.06 qt  
(20 m<sup>2</sup>/1L)

### RESTORING PROTECTION



on dry surface,  
choose from:

**FILAPS87**  
diluted 1:5  
coverage: 215 sq ft / 1.06 qt  
(20 m<sup>2</sup>/1L)

### RESTORING WASH TO REMOVE GRAFITI AND SMOG



on dry surface,  
choose from:

**FILANOPAINT STAR**  
pure  
coverage: 54 sq ft / 1.06  
(5 m<sup>2</sup>/1L)

## PROTECTION

### NATURAL EFFECT AGAINST STAINS



can be  
walked on after  
**4 h**

**FILAFOB ECO**  
pure  
107 sq ft - 215 sq ft / 1.06 qt (10-20 m<sup>2</sup>/1L)  
1 coat

**WARNING:**  
after 10 minutes, remove the excess  
residues that have not been absorbed  
by using a dry cloth, lambswool  
applicator pad, or sponge

### NATURAL EFFECT AGAINST STAINS



once dry, floor  
may be walked on

**FILAW68\***  
pure  
coverage: 162 sq ft / 1.06 (15 m<sup>2</sup>/1L)  
2 coats (no interval)

### WET LOOK AGAINST STAINS



once dry, floor may  
be walked on

**FILAPT10**  
pure or diluted 1:1  
108-215 sq ft / 1.06 qt (10-20 m<sup>2</sup>/1L)  
2 coats, 2nd coat after 3 h

## MAINTENANCE

### ORDINARY



**FILACLEANER**  
diluted 1:200  
coverage: 16,145 sq ft / 1.06 qt  
(1,500 m<sup>2</sup>/1L)

### EXTRAORDINARY



**FILAPS87**  
diluted 1:10  
coverage: 1,076 sq ft / 1.06 qt  
(100 m<sup>2</sup>/1L)



**The expert's advice:**  
pre-treat with Fila  
**FILAPRW200**

To protect material from grouting dirt and ease  
cleaning after laying, pre-treat the surface with  
a coat of grout release **FILAPRW200** (pure;  
coverage: for terracotta 86/108 sp ft / 1.06 qt  
(8/10 m<sup>2</sup>/1L), for stone 108/215 sp ft / 1.06 qt  
(10/20 m<sup>2</sup>/1L) per liter)



**The expert's advice:**  
pre-treat with Fila  
**FILAPW10**

To prevent contaminants rising up from the  
substrate to the surface of the material (salts,  
tannin, metals, etc.) apply one coat of **FILAPW10**  
(pure; coverage: 107/162 sp ft / 1.06 qt (10/15  
m<sup>2</sup>/1L)) to the back of tiles

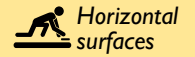
\* for restoring treatment apply a single coat of the last protective FILA product



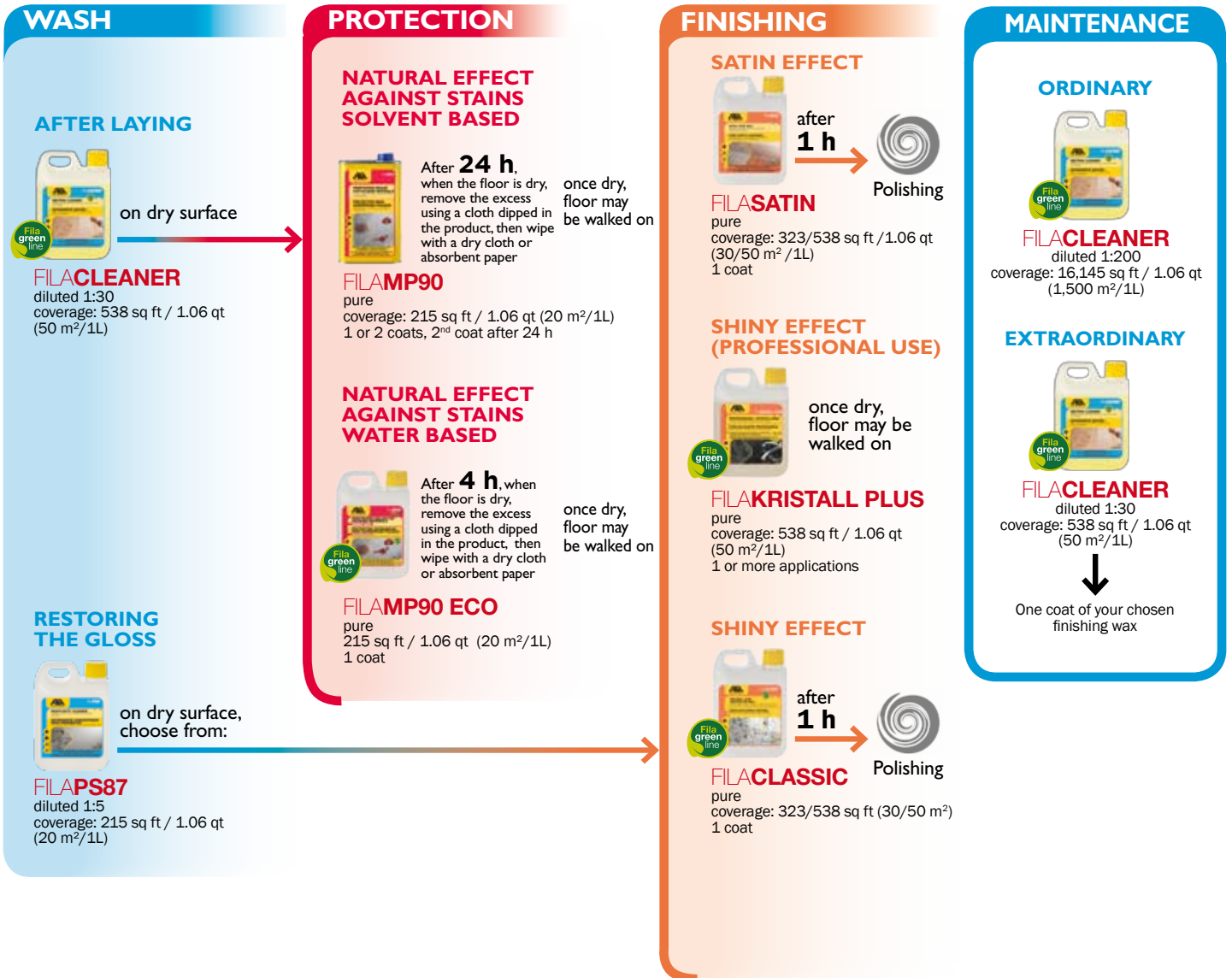
# POLISHED AGGLOMERATES *Venetian Terrazzo*



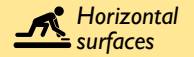
Indoors



Horizontal  
surfaces



# POLISHED AGGLOMERATES Terrazzo



## WASH

### AFTER LAYING



on dry surface

**FILACLEANER**  
diluted 1:30  
coverage: 538 sq ft / 1.06 qt  
(50 m<sup>2</sup>/1L)

### RESTORING THE GLOSS



on dry surface,  
choose from:

**FILAPS87**  
diluted 1:5  
coverage: 215 sq ft / 1.06 qt  
(20 m<sup>2</sup>/1L)

## PROTECTION

### NATURAL EFFECT AGAINST STAINS SOLVENT BASED



After **24 h**,  
when the floor is dry,  
remove the excess  
using a cloth dipped in  
the product, then wipe  
with a dry cloth or  
absorbent paper  
once dry,  
floor may  
be walked on

**FILAFOB\***  
pure  
coverage: 215 sq ft / 1.06 (20 m<sup>2</sup>/1L)  
2 coats  
2<sup>nd</sup> coat after 24h

### NATURAL EFFECT AGAINST STAINS WATER BASED



can be  
walked on after  
**4 h**

**FILAFOB ECO**  
pure  
107 sq ft - 215 sq ft / 1.06 qt  
(10-20 m<sup>2</sup>/1L)  
1 coat

**WARNING:**  
after 10 minutes, remove the excess  
residues that have not been absorbed  
by using a dry cloth, lambswool  
applicator pad, or sponge

## FINISHING

### SATIN EFFECT



after  
**1 h**



Polishing

**FILASATIN**  
pure  
coverage: 323/538 sq ft / 1.06 qt  
(30/50 m<sup>2</sup> / 1L)  
1 coat

### SHINY EFFECT (PROFESSIONAL USE)



once dry,  
floor may be  
walked on

**FILAKRISTALL PLUS**  
pure  
coverage: 538 sq ft / 1.06 qt  
(50 m<sup>2</sup>/1L)  
1 or more applications

### SHINY EFFECT



after  
**1 h**



Polishing

**FILACLASSIC**  
pure  
coverage: 323/538 sq ft (30/50 m<sup>2</sup>)  
1 coat

## MAINTENANCE

### ORDINARY



**FILACLEANER**  
diluted 1:200  
coverage: 16,145 sq ft / 1.06 qt  
(1,500 m<sup>2</sup>/1L)

### EXTRAORDINARY



**FILACLEANER**  
diluted 1:30  
coverage: 538 sq ft / 1.06 qt  
(50 m<sup>2</sup>/1L)



One coat of your chosen  
finishing wax

After **4 h**, when  
the floor is dry,  
remove the excess  
using a cloth dipped  
in the product, then  
wipe with a dry cloth  
or absorbent paper

once dry,  
floor may  
be walked on



# POLISHED PORCELAIN



## WASH

### AFTER LAYING WITH CEMENT GROUT



on dry surface

**DETERDEK**  
diluted 1:5  
coverage: 430 sq ft / 1.06 qt  
(40 m<sup>2</sup>/1L)

### AFTER LAYING WITH EPOXY GROUT



on dry surface

**FILACR10**  
pure  
coverage: 21-43 sq ft / 1.06 qt  
(2-4 m<sup>2</sup>/1L)

## PROTECTION

### NATURAL EFFECT AGAINST STAINS SOLVENT BASED



**FILAMP90**  
pure  
coverage: 323/430 sq ft / 1.06 qt  
(30/40 m<sup>2</sup>/1L)  
1 coat

After **24 h**, when the floor is dry, remove the excess using a cloth dipped in the product, then wipe with a dry cloth or absorbent paper  
once dry, floor may be walked on

### NATURAL EFFECT AGAINST STAINS WATER BASED



**FILAMP90 ECO**  
pure  
coverage: 323-430 sq ft / 1.06 qt  
(30-40 m<sup>2</sup>/1L)  
1 coat

After **4 h**, when the floor is dry, remove the excess using a cloth dipped in the product, then wipe with a dry cloth or absorbent paper  
can be walked on after **4 h**

## MAINTENANCE

### ORDINARY



**FILACLEANER**  
diluted 1:200  
coverage: 16,145 sq ft / 1.06 qt  
(1,500 m<sup>2</sup>/1L)



**FILABRIO**  
ready to use

### EXTRAORDINARY



**FILAPS87**  
diluted 1:30  
coverage: 538 sq ft / 1.06 qt  
(50 m<sup>2</sup>/1L)





# TEXTURED PORCELAIN NATURAL PORCELAIN

Outdoors Indoors

Horizontal surfaces Vertical surfaces

## WASH

### AFTER LAYING WITH CEMENT GROUT



on dry  
surface

#### DETERDEK

diluted 1:5  
coverage: 430 sq ft / 1.06 qt  
(40 m<sup>2</sup>/1L)

### AFTER LAYING WITH EPOXY GROUT



on dry  
surface

#### FILACR10

diluted 1:5  
coverage: 21-43 sq ft / 1.06 qt  
(2-4 m<sup>2</sup>/1L)

## PROTECTION

### AGAINST DIRT SOLVENT BASED



#### FILASTOP DIRT

pure  
coverage: 323-430 sq ft / 1.06 qt  
(30-40 m<sup>2</sup>/1L)  
1 coat

#### WARNING:

*within 10 minutes from application, rub  
with asponge, cotton cloth or single-  
brush machine (white disc), to help  
the product penetrate and completely  
remove any residue.*

### AGAINST DIRT WATER BASED (ONLY FOR INDOORS TEXTURED PORCELAIN SURFACES)



can be  
walked on after  
**2-3 h**

#### FILAJET

pure  
coverage: 323-430 sq ft / 1.06 qt (30-40 m<sup>2</sup>/1L)  
1 or 2 coats, 2nd coat after 1 h

#### WARNING:

*check adhesion of the product  
on a small area before use*

## MAINTENANCE

### ORDINARY



#### FILACLEANER

diluted 1:200  
coverage: 16,145 sq ft / 1.06 qt  
(1,500 m<sup>2</sup>/1L)

### EXTRAORDINARY



#### FILACLEANER

diluted 1:30  
coverage: 538 sq ft / 1.06 qt  
(50 m<sup>2</sup>/1L)

# LAPPATO PORCELAIN

↔ Outdoors ↔ Indoors

Horizontal surfaces Vertical surfaces

## WASH

### AFTER LAYING WITH CEMENT GROUT



on dry surface

#### DETERDEK

diluted 1:5  
coverage: 430 sq ft / 1.06 qt (40 m<sup>2</sup>/1L)

#### WARNING:

check adhesion of the product on a small area before use

### AFTER LAYING WITH EPOXY GROUT



on dry surface

#### FILACR10

pure  
coverage: 21-43 sq ft / 1.06 qt (2-4 m<sup>2</sup>/1L)

### RESTORING PROTECTION



on dry surface

#### FILAPS87

diluted 1:5  
coverage: 323 sq ft / 1.06 qt (30 m<sup>2</sup>/1L)

## PROTECTION

### AGAINST DIRT AND STAINS



can be walked on after **8 h**

#### FILAPD15

pure  
coverage: 753 sq ft / 1.06 qt (70 m<sup>2</sup>/1L) 1 coat

#### WARNING:

within 10 minutes from application, rub with asponge, cotton cloth or single-brush machine (white disc), to help the product penetrate and completely remove any residue.

## MAINTENANCE

### ORDINARY



#### FILACLEANER

diluted: 1:200  
coverage: 16,145 sq ft / 1.06 qt (1,500 m<sup>2</sup>/1L)

### EXTRAORDINARY



#### FILAPS87

diluted: 1:5  
coverage: 323 sq ft / 1.06 qt (30 m<sup>2</sup>/1L)

# GLAZED CERAMIC TILES

↔ Outdoors ↔ Indoors

Horizontal surfaces Vertical surfaces

## WASH

### AFTER LAYING WITH CEMENT GROUT



**DETERDEK**  
diluted 1:5  
coverage: 430 sq ft / 1.06 qt (40 m<sup>2</sup>/1L)

**WARNING:** check the resistance of the material to **DETERDEK** and **FILAPS87** detergents before use. If necessary, use neutral **FILACLEANER** detergent

### AFTER LAYING WITH EPOXY GROUT



**FILACR10**  
pure  
coverage: 21-43 sq ft / 1.06 qt (2-4 m<sup>2</sup>/1L)

## MAINTENANCE

### ORDINARY



**FILACLEANER**  
diluted 1:200  
coverage: 16,145 sq ft / 1.06 qt (1,500 m<sup>2</sup>/1L)

### EXTRAORDINARY



**FILAPS87**  
diluted 1:30  
coverage: 538 sq ft / 1.06 qt (50 m<sup>2</sup>/1L)

# CRACKLE-GLAZE CERAMIC TILES

↔ Indoors

Horizontal surfaces Vertical surfaces

## WASH

### AFTER LAYING



on dry surface

**FILACLEANER**  
diluted 1:30  
coverage: 538 sq ft (50 m<sup>2</sup>)

### RESTORING PROTECTION



on dry surface

**FILACLEANER**  
diluted 1:30  
coverage: 538 sq ft (50 m<sup>2</sup>)

## PROTECTION

### NATURAL EFFECT AGAINST STAINS SOLVENT BASED



**FILAMP90**  
pure  
coverage: 323/430 sq ft / 1.06 qt (30/40 m<sup>2</sup>/1L)  
1 coat

After **24 h**, when the floor is dry, remove the excess using a cloth dipped in the product, then wipe with a dry cloth or absorbent paper  
once dry, floor may be walked on

### NATURAL EFFECT AGAINST STAINS WATER BASED



**FILAMP90 ECO**  
pure  
coverage: 323-430 sq ft / 1.06 qt (30-40 m<sup>2</sup>/1L)  
1 coat

After **4 h**, when the floor is dry, remove the excess using a cloth dipped in the product, then wipe with a dry cloth or absorbent paper  
can be walked on after **4 h**

## MAINTENANCE

### ORDINARY



**FILACLEANER**  
diluted 1:200  
coverage: 16,145 sq ft / 1.06 qt (1,500 m<sup>2</sup>/1L)



**FILABRIO**  
ready to use

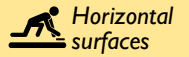
### EXTRAORDINARY



**FILACLEANER**  
diluted 1:30  
coverage: 538 sq ft / 1.06 qt (50 m<sup>2</sup>/1L)

# TERRACOTTA

treatment with  
**WATER-BASED PRODUCTS**



## WASH

### AFTER LAYING



after  
**7-15 days**

#### DETERDEK

diluted 1:5  
coverage: 215 sq ft / 1.06 qt  
(20 m<sup>2</sup>/1L)

### STRONGER AFTER LAYING



after  
**7-15 days**

#### FILAPHZERO

diluted 1:5  
coverage: 215 sq ft / 1.06 qt  
(20 m<sup>2</sup>/1L)

### RESTORING FINISHES



on dry  
surface

#### FILAPS87

diluted 1:5  
coverage: 215 sq ft / 1.06 qt  
(20 m<sup>2</sup>/1L)

## PROTECTION

### NATURAL EFFECT AGAINST STAINS



after **4 h**

#### FILAW68

pure  
coverage: 75-215 sq ft / 1.06 qt  
(7-20 m<sup>2</sup>/1L)  
1 coat

### WET LOOK AGAINST STAINS



once dry, floor may  
be walked on

#### FILAPT10

pure  
coverage: 75-215 sq ft / 1.06 qt  
(7-20 m<sup>2</sup>/1L)  
2 coats, 2<sup>nd</sup> coat after 3 h

**WARNING:** to remove  
FILAPT10 in the event of  
incorrect application or when  
deep-down cleaning is required,  
use the FILANOPAINT STAR  
cleaner.

## FINISHING

### NATURAL EFFECT



can be  
walked on after  
**2-3 h**

#### FILAMATT

pure  
coverage: 323 sq ft / 1.06 qt  
(30 m<sup>2</sup>/1L)  
1 coat

### SATIN EFFECT



can be  
walked on after  
**2-3 h**

#### FILASATIN

pure  
coverage: 323 sq ft / 1.06 qt  
(30 m<sup>2</sup>/1L)  
1 coat

### SHINY EFFECT



can be  
walked on after  
**2-3 h**

#### FILACLASSIC

pure  
coverage: 323 sq ft / 1.06 qt  
(30 m<sup>2</sup>/1L)  
1 coat

## MAINTENANCE

### ORDINARY



**FILACLEANER**  
diluted 1:200  
coverage: 16,145 sq ft / 1.06 qt  
(1,500 m<sup>2</sup>/1L)

### EXTRAORDINARY



**FILACLEANER**  
diluted 1:30  
coverage: 538 sq ft / 1.06 qt  
(50 m<sup>2</sup>/1L)



One coat of your chosen  
finishing wax

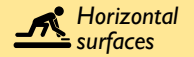


### The expert's advice: pre-treat with FILAPRW200

To protect material from grouting dirt and ease cleaning after laying, pre-treat the surface with a coat of grout release FILAPRW200 (pure; coverage: for terracotta 86/108 sp ft / 1.06 qt (8/10 m<sup>2</sup>/1L), for stone 108/215 sp ft / 1.06 qt (10/20 m<sup>2</sup>/1L) per liter)

# TERRACOTTA

treatment with  
**SOLVENT-BASED PRODUCTS**



## WASH

### AFTER LAYING



**DETERDEK**  
diluted 1:5  
coverage: 215 sq ft /  
1.06 qt (20 m<sup>2</sup>/1L)

### STRONGER AFTER LAYING



**FILAPHZERO**  
diluted 1:5  
coverage: 215 sq ft / 1.06 qt  
(20 m<sup>2</sup>/1L)

### RESTORING FINISHES



**FILAPS87**  
diluted 1:5  
coverage: 215 sq ft / 1.06 qt  
(20 m<sup>2</sup>/1L)

after  
**7-15 days**

## PROTECTION

### WATER REPELLENT



**FILAES82**  
pure  
coverage: 53-215  
sq ft / 1.06 qt  
(5-20 m<sup>2</sup>/1L)  
1 coat

### NATURAL EFFECT AGAINST STAINS



**FILAFOB\***  
pure  
coverage: 215 sq ft /  
1.06 qt (20 m<sup>2</sup>/1L)  
1 coat

after 24 h

after 24 h

## FINISHING

### NATURAL EFFECT



can be  
walked on after  
**2-3 h**

**FILAMATT**  
pure  
coverage: 323 sq ft / 1.06 qt  
(30 m<sup>2</sup>/1L)  
1 coat

### SATIN EFFECT



can be  
walked on after  
**2-3 h**

**FILASATIN**  
pure  
coverage: 323 sq ft / 1.06 qt  
(30 m<sup>2</sup>/1L)  
1 coat

### SHINY EFFECT



can be  
walked on after  
**2-3 h**

**FILACLASSIC**  
pure  
coverage: 323 sq ft / 1.06 qt  
(30 m<sup>2</sup>/1L)  
1 coat

## MAINTENANCE

### ORDINARY



**FILACLEANER**  
diluted 1:200  
coverage: 16,145 sq ft / 1.06 qt  
(1,500 m<sup>2</sup>/1L)

### EXTRAORDINARY



**FILACLEANER**  
diluted 1:30  
coverage: 538 sq ft / 1.06 qt  
(50 m<sup>2</sup>/1L)

One coat of your chosen  
finishing wax

### The expert's advice: pre-treat with **FILAPRW200**

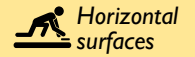
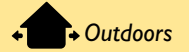
To protect material from grouting dirt and ease cleaning after laying, pre-treat the surface with a coat of grout release **FILAPRW200** (pure; coverage: for terracotta 86/108 sp ft / 1.06 qt (8/10 m<sup>2</sup>/1L), for stone 108/215 sp ft / 1.06 qt (10/20 m<sup>2</sup>/1L) per liter)

\* for restoring treatment apply a single coat of the last protective FILA product



# TERRACOTTA

treatment with  
**WATER-BASED PRODUCTS**



## WASH

### AFTER LAYING



after  
**7-15 days**

**DETERDEK**  
diluted 1:5  
coverage: 215 sq ft / 1.06 qt  
(20 m<sup>2</sup>/1L)

### STRONGER AFTER LAYING



after  
**7-15 days**

**FILAPHZERO**  
diluted 1:5  
coverage: 215 sq ft / 1.06 qt  
(20 m<sup>2</sup>/1L)

### RESTORING PROTECTION



on dry surface,  
choose from:

**FILAPS87**  
diluted 1:5  
coverage: 215 sq ft / 1.06 qt  
(20 m<sup>2</sup>/1L)

### RESTORING WASH TO REMOVE GRAFFITI AND SMOG



on dry  
surface

**FILANOPAINT STAR**  
pure  
coverage: 53 sq ft / 1.06 qt  
(5 m<sup>2</sup>/1L)

## PROTECTION

### WATER REPELLENT



once dry, floor  
may be walked on

**FILAHP98\***  
pure  
coverage: 75-215 sq ft / 1.06 qt (7-20 m<sup>2</sup>/1L)  
1 coat working completely into the material

### NATURAL EFFECT AGAINST STAINS



once dry, floor  
may be walked on

**FILAW68\***  
pure  
coverage: 75-215 sq ft / 1.06 qt (7-20 m<sup>2</sup>/1L)  
2 coats (no interval)

### WET LOOK AGAINST STAINS



once dry, floor  
may be walked on

**FILAPT10**  
pure  
coverage: 75-215 sq ft / 1.06 qt (7-20 m<sup>2</sup>/1L)  
2 coats, 2<sup>nd</sup> coat after 3 h

### WARNING:

for greater water-oil repellence on surfaces  
with high stain risk, we recommend applying  
an undercoat of **FILAW68**

To remove **FILAPT10** in the event of incorrect  
application or when deep-down cleaning is  
required, use the **FILANOPAINT STAR** cleaner.

## MAINTENANCE

### ORDINARY



**FILACLEANER**  
diluted 1:200  
coverage: 16,145 sq ft / 1.06 qt  
(1,500 m<sup>2</sup>/1L)

### EXTRAORDINARY



**FILACLEANER**  
diluted 1:30  
coverage: 538 sq ft / 1.06 qt  
(50 m<sup>2</sup>/1L)



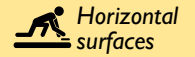
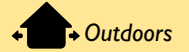
**The expert's advice:**  
pre-treat with **Fila  
FILAPRW200**

To protect material from grouting dirt and ease  
cleaning after laying, pre-treat the surface with  
a coat of grout release **FILAPRW200** (pure;  
coverage: for terracotta 86/108 sp ft / 1.06 qt  
(8/10 m<sup>2</sup>/1L), for stone 108/215 sp ft / 1.06 qt  
(10/20 m<sup>2</sup>/1L) per liter)

\* for restoring treatment apply just 1 coat.

# TERRACOTTA

treatment with  
**SOLVENT-BASED PRODUCTS**



## WASH

### AFTER LAYING



after **7-15 days**

#### DETERDEK

diluted 1:5  
coverage: 215 sq ft / 1.06 qt  
(20 m<sup>2</sup>/1L)

### STRONGER AFTER LAYING



after **7-15 days**

#### FILAPHZERO

diluted 1:5  
coverage: 215 sq ft / 1.06 qt  
(20 m<sup>2</sup>/1L)

### RESTORING PROTECTION



on dry surface,  
choose from:

#### FILAPS87

diluted 1:5  
coverage: 215 sq ft / 1.06 qt  
(20 m<sup>2</sup>/1L)

### RESTORING WASH TO REMOVE GRAFFITI AND SMOG



on dry surface,  
choose from:

#### FILANOPAINT STAR

pure  
coverage: 53 sq ft / 1.06 qt  
(5 m<sup>2</sup>/1L)

## PROTECTION

### WATER REPELLENT



once dry, floor may  
be walked on

#### FILAES82\*

pure  
coverage: 53-215 sq ft / 1.06 qt  
(5-20 m<sup>2</sup>/1L)  
2 coats  
2<sup>nd</sup> coat after 24h

### WATER REPELLENT



after **24 h**

#### FILAES82

pure  
coverage: 53-215 sq ft /  
1.06 qt (5-20 m<sup>2</sup>/1L)  
1 coat

### NATURAL EFFECT AGAINST STAINS



once dry, floor  
may be walked on

#### FILAFOB\*

pure  
coverage: 53-215 sq ft / 1.06 qt  
(5-20 m<sup>2</sup>/1L)  
1 coat

## MAINTENANCE

### ORDINARY



#### FILACLEANER

diluted 1:200  
coverage: 16,145 sq ft / 1.06 qt  
(1,500 m<sup>2</sup>/1L)

### EXTRAORDINARY



#### FILAPS87

diluted 1:10  
coverage: 1,076 sq ft / 1.06 qt  
(100 m<sup>2</sup>/1L)



### The expert's advice: pre-treat with FILAPRW200

To protect material from grouting dirt and ease cleaning after laying, pre-treat the surface with a coat of grout release FILAPRW200 (pure; coverage: for terracotta 86/108 sp ft / 1.06 qt (8/10 m<sup>2</sup>/1L), for stone 108/215 sp ft / 1.06 qt (10/20 m<sup>2</sup>/1L) per liter)

\* for restoring treatment apply a single coat of the last protective FILA product

# TERRACOTTA FAIR-FACED BRICK

treatment with  
**WATER-BASED PRODUCTS**



## WASH

### AFTER LAYING



**DETERDEK**  
diluted 1:5  
coverage: 215 sq ft / 1.06 qt (20 m<sup>2</sup>/1L)

### RESTORING FINISHES



**FILA<sup>PS</sup>87**  
diluted 1:5  
coverage: 215 sq ft / 1.06 qt (20 m<sup>2</sup>/1L)

on dry surface

## FINISHING

### NATURAL EFFECT



surface may be used after  
**2-3 h**

### FILA<sup>MATT</sup>

pure  
coverage: 215 sq ft / 1.06 qt (20 m<sup>2</sup>/1L)  
2 coats  
2<sup>nd</sup> coat after 1h

### WARNING:

for greater water-oil repellence on wall coverings with high stain risk (e.g. kitchen walls) we suggest an undercoat of **FILA<sup>W</sup>68**

## MAINTENANCE

### ORDINARY



**FILA<sup>CLEANER</sup>**  
diluted 1:200  
coverage: 16,145 sq ft / 1.06 qt (1,500 m<sup>2</sup>/1L)



**FILA<sup>BRIO</sup>**  
ready to use

### EXTRAORDINARY



**FILA<sup>PS</sup>87**  
diluted 1:5  
coverage: 215 sq ft / 1.06 qt (20 m<sup>2</sup>/1L)

One coat of your chosen finishing wax




### The expert's advice: pre-treat with Fila FILA<sup>PRW</sup>200

To protect material from grouting dirt and ease cleaning after laying, pre-treat the surface with a coat of grout release **FILA<sup>PRW</sup>200** (pure; coverage: for terracotta 86/108 sp ft / 1.06 qt (8/10 m<sup>2</sup>/1L), for stone 108/215 sp ft / 1.06 qt (10/20 m<sup>2</sup>/1L) per liter)

# TERRACOTTA FAIR-FACED BRICK

treatment with  
**WATER/SOLVENT-BASED PRODUCTS**



## WASH

### AFTER LAYING



on dry surface, choose from:

**DETERDEK**  
diluted 1:5  
coverage: 215 sq ft / 1.06 qt (20 m<sup>2</sup>/1L)

### RESTORING WASH TO REMOVE SMOG



on dry surface, choose from:

**FILA<sup>PS</sup>87**  
diluted 1:5  
coverage: 215 sq ft / 1.06 qt (20 m<sup>2</sup>/1L)

### RESTORING WASH TO REMOVE GRAFFITI AND SMOG



on dry surface, choose from:

**FILA<sup>NOPAIN</sup> STAR**  
pure  
coverage: 54 sq ft / 1.06 qt (5 m<sup>2</sup>/1L)

## PROTECTION

### WATER REPELLENT WATER-BASED



once dry, surface may be used

**WARNING:**  
before the product dries, remove any residue.

**FILA<sup>HP</sup>98**  
pure  
coverage: 75-215 sq ft / 1.06 qt (7-20 m<sup>2</sup>/1L)  
1 coat working completely into the material

### WATER REPELLENT SOLVENT-BASED



once dry, surface may be used

**FILA<sup>ES</sup>82\***  
pure  
coverage: 53-215 sq ft / 1.06 qt (5-20 m<sup>2</sup>/1L)  
2 coats 2<sup>nd</sup> coat after 24h

### NATURAL EFFECT AGAINST STAINS



once dry, surface may be used

**FILA<sup>W</sup>68\***  
pure  
coverage: 75-215 sq ft / 1.06 qt (7-20 m<sup>2</sup>/1L)  
2 coats (no interval)

## MAINTENANCE

### ORDINARY



**FILA<sup>CLEANER</sup>**  
diluted 1:200  
coverage: 16,145 sq ft / 1.06 qt (1,500 m<sup>2</sup>/1L)

### EXTRAORDINARY



**FILA<sup>NOPAIN</sup> STAR**  
pure  
coverage: 54 sq ft / 1.06 qt (5 m<sup>2</sup>/1L)

\* for restoring treatment apply a single coat of the last protective **FILA** product






### The expert's advice: pre-treat with Fila FILA<sup>PRW</sup>200

To protect material from grouting dirt and ease cleaning after laying, pre-treat the surface with a coat of grout release **FILA<sup>PRW</sup>200** (pure; coverage: for terracotta 86/108 sp ft / 1.06 qt (8/10 m<sup>2</sup>/1L), for stone 108/215 sp ft / 1.06 qt (10/20 m<sup>2</sup>/1L) per liter)

# WOOD

Maintenance for all kinds of wood

 Outdoors  Indoors

 Horizontal surfaces  Vertical surfaces

## ORDINARY




**FILA CLEANER**  
diluted 1:200  
coverage: 16,145 sq ft / 1.06 qt  
(1,500 m<sup>2</sup>/1L)



**FILA PARQUET NET**  
ready to use

# VARNISHED WOOD

 Indoors

 Horizontal surfaces

## PROTECTION

### DIRT REPELLENT AND SHINE RESTORER



can be  
walked on after  
**1 h**

**FILA PARQUET WAX**  
undiluted or diluted  
depending on how worn the floor is  
coverage: 323 sq ft / 1.06 qt (30 m<sup>2</sup>/1L)  
1 coat

## ORDINARY



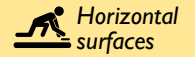
**FILA CLEANER**  
diluted 1:200  
coverage: 16,145 sq ft / 1.06 qt  
(1,500 m<sup>2</sup>/1L)



**FILA PARQUET NET**  
ready to use

# DECORATED CONCRETE

## Encaustic cement tiles



### WASH

#### AFTER LAYING



on dry surface

**FILAPS87**  
diluted 1:5  
coverage: 215 sq ft / 1.06 qt  
(20 m<sup>2</sup>/1L)

#### RESTORING FINISHES



on dry surface,  
choose from:

**FILAPS87**  
diluted 1:5  
coverage: 215 sq ft / 1.06 qt  
(20 m<sup>2</sup>/1L)

### PROTECTION

#### NATURAL EFFECT AGAINST STAINS SOLVENT BASED



on dry surface:

**FILAFOB**  
pure  
coverage: 108 sq ft / 1.06 qt (10 m<sup>2</sup>/1L)  
1 coat

#### NATURAL EFFECT AGAINST STAINS WATER BASED



After 4 h

**FILAFOB ECO**  
pure  
107 sq ft - 215 sq ft / 1.06 qt  
(10-20 m<sup>2</sup>/1L)  
1 coat

**WARNING:**  
after 10 minutes, remove the excess residues that have not been absorbed by using a dry cloth, lambswool applicator pad, or sponge

### FINISHING

#### SATIN EFFECT



can be walked on after  
**2-3 h**

**FILASATIN**  
pure  
coverage: 322-430 sq ft / 1.06 qt  
(30-40 m<sup>2</sup>/1L)  
2 coats  
2<sup>nd</sup> coat after 1h

#### SHINY EFFECT



can be walked on after  
**2-3 h**

**FILACLASSIC**  
pure  
coverage: 322-430 sq ft / 1.06 qt  
(30-40 m<sup>2</sup>/1L)  
2 coats  
2<sup>nd</sup> coat after 1h

### MAINTENANCE

#### ORDINARY



**FILACLEANER**  
diluted 1:200  
coverage: 16,145 sq ft / 1.06 qt  
(1,500 m<sup>2</sup>/1L)

#### EXTRAORDINARY



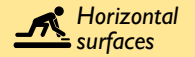
**FILACLEANER**  
diluted 1:30  
coverage: 538 sq ft / 1.06 qt  
(50 m<sup>2</sup>/1L)

One coat of your chosen finishing wax



# CONCRETE

## Garage and industrial locations



### WASH

#### AFTER LAYING



on dry surface

**FILAPS87**  
diluted 1:5  
coverage: 215 sq ft / 1.06 qt  
(20 m<sup>2</sup>/1L)

#### RESTORING PROTECTION



on dry surface

**FILAPS87**  
diluted 1:5  
coverage: 215 sq ft / 1.06 qt  
(20 m<sup>2</sup>/1L)

### PROTECTION

#### NATURAL EFFECT AGAINST STAINS SOLVENT BASED



on dry surface:

**FILAFOB**  
pure  
coverage: 108 sq ft / 1.06 qt (10 m<sup>2</sup>/1L)  
1 coat

#### NATURAL EFFECT AGAINST STAINS WATER BASED



After 4 h

**FILAFOB ECO**  
pure  
107 sq ft - 215 sq ft / 1.06 qt  
(10-20 m<sup>2</sup>/1L)  
1 coat

#### WARNING:

after 10 minutes, remove the excess residues that have not been absorbed by using a dry cloth, lambswool applicator pad, or sponge

### FINISHING

#### SATIN EFFECT



can be walked on after **2-3 h**

**FILASATIN**  
pure  
coverage: 538 sq ft / 1.06 qt  
(50 m<sup>2</sup>/1L)  
2 coats - 2<sup>nd</sup> coat after 1h

#### SHINY EFFECT



can be walked on after **2-3 h**

**FILACLASSIC**  
pure  
coverage: 538 sq ft / 1.06 qt  
(50 m<sup>2</sup>/1L)  
2 coats - 2<sup>nd</sup> coat after 1h

### MAINTENANCE

#### ORDINARY



**FILACLEANER**  
diluted 1:200  
coverage: 16,145 sq ft / 1.06 qt  
(1,500 m<sup>2</sup>/1L)

#### EXTRAORDINARY



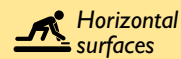
**FILACLEANER**  
diluted 1:30  
coverage: 538 sq ft / 1.06 qt  
(50 m<sup>2</sup>/1L)








# RESILIENT FLOORS



Indoors



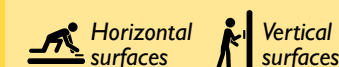
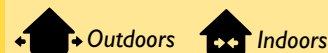
Horizontal surfaces




WASH	PROTECTION	MAINTENANCE
<p><b>AFTER LAYING</b></p>  <p>on dry surface</p> <p><b>FILACLEANER</b> diluted 1:30 coverage: 538 sq ft / 1.06 qt (50 m<sup>2</sup>/1L)</p>	<p><b>AGAINST DIRT</b></p>  <p>can be walked on after <b>2-3 h</b></p> <p><b>FILAJET</b> pure coverage: 377 sq ft / 1.06 qt (35 m<sup>2</sup>/1L) 2 coats 2nd coat after 1h</p>	<p><b>ORDINARY</b></p>  <p><b>FILACLEANER</b> diluted 1:200 coverage: 16,145 sq ft / 1.06 qt (1,500 m<sup>2</sup>/1L)</p>
<p><b>RESTORING PROTECTION</b></p>  <p>on dry surface</p> <p><b>FILAPS87</b> diluted 1:5 coverage: 323 sq ft / 1.06 qt (30 m<sup>2</sup>/1L)</p>		<p><b>EXTRAORDINARY</b></p>  <p><b>FILACLEANER</b> diluted 1:30 coverage: 538 sq ft / 1.06 qt (50 m<sup>2</sup>/1L)</p>



# GROUT JOINTS

*For protection of grout joints when no other protector has been used*










WASH	PROTECTION	MAINTENANCE
<p><b>VERY DIRTY JOINTS</b></p>  <p>on dry surface</p> <p><b>DETERDEK*</b> diluted 1:10 coverage: 645 sq ft / 1.06 qt (60 m<sup>2</sup>/1L)</p>	<p><b>NATURAL EFFECT AGAINST STAINS</b></p>  <p>can be walked on after <b>1 h</b></p> <p><b>FUGAPROOF</b> pure coverage: 1,076 sq ft / 1.06 qt (100 m<sup>2</sup>/1L)</p>	<p><b>TREATED JOINTS</b></p>  <p><b>FUGANET</b> ready to use</p>

**\* WARNING:** do not use on shiny marble or in general on acid-sensitive materials. Carry out a preliminary test on ceramic tiles to check their resistance to the product.

# What to do if









Colored stains (ink, coffee, markers, soft drinks, hair dye, nicotine, fruit juices)	pag. 46
Concrete residues and grout	pag. 46
Dirty grouting	pag. 46
Dull stains (vinegar lemon, Coca Cola, wine, anti-limescale product)	pag. 47
Flaking	pag. 47
Greasy and oily stains	pag. 47
Limescale (stubborn dirt or streaks)	pag. 47
Matt surface	pag. 48
Paint marks, graffiti	pag. 49
Residues of epoxy grouting	pag. 49
Residues of glue, chewing gum, adhesive tape, tree resin	pag. 49
Rust, sulphate and metallic marks	pag. 49
Salt efflorescences	pag. 49
White alcohol, ammonia or bleach stains	pag. 49

PROBLEM	MATERIAL CATEGORY	REFERENCE PRODUCTS	ANSWER
Coloured stains (ink, coffee, markers, soft drinks, hair dye, nicotine, fruit juices)	Porcelain and ceramic tiles	FILAS <b>SR95</b> , FILA <b>PS87</b> 	Remove the stains with FILAS <b>SR95</b> . Pour the product directly onto the stain, leave it to work for about 15 minutes, then remove residues with a damp sponge and rinse with water. If necessary repeat. As an alternative, use FILA <b>PS87</b> undiluted leaving it to work until completely dry. Wash and rinse the surface.
	- Natural stone - Terracotta, quarry tiles and bricks	FILAS <b>SR95</b> , FILA <b>PS87</b> 	Remove the stains with FILAS <b>SR95</b> . Pour the product directly onto the stain, leave it to work for about 15 minutes, then remove residues with a damp sponge and rinse with water. If necessary repeat. As an alternative, use FILA <b>PS87</b> diluted 1:5 with a sponge. Rinse the surface to complete. Restore stain protection treatment with the most suitable product.
	Varnished wood	FILA <b>PARQUET NET</b> , FILA <b>CLEANER</b> 	Spray FILA <b>PARQUET NET</b> on a clean, dry cloth and wipe it onto the surface to be cleaned. As an alternative, use FILA <b>CLEANER</b> diluted 1:200 and wipe the surface with a sponge or a clean dry cloth.
Concrete residues and grout	- Natural stone - Porcelain and ceramic tiles	<b>DETERDEK</b> , FILA <b>CLEANER</b> 	<b>DETERDEK</b> acid detergent can be used on acid-resistant unpolished stone. For sensitive materials, like marble, travertine and polished agglomerates, it is better to use FILA <b>CLEANER</b> neutral detergent.
	Terracotta, quarry tiles and bricks	<b>DETERDEK</b> , FILA <b>PHZERO</b> 	We recommend washing the surface with <b>DETERDEK</b> acid detergent or FILA <b>PHZERO</b> for more stubborn encrusted grout. For dilution and application of both products, read the instructions on the label carefully.
Dirty grouting	Porcelain and ceramic tiles	FILA <b>PS87</b> , FUGA <b>NET</b> , FUGA <b>PROOF</b> 	Floor grouting must be cleaned with FILA <b>PS87</b> , using a flat brush or an abrasive sponge. Rinse thoroughly to complete. For small surfaces and wall coverings we recommend using <b>FUGANET</b> spray detergent. Spray the product on the surface from a distance of about 15-20 cm, rub with an abrasive sponge and then rinse. After cleaning we recommend protecting grouting with <b>FUGAPROOF</b> stain protector.
	Natural stone	FILA <b>PS87</b> 	Grouting of floors and wall coverings in natural stone must be cleaned with FILA <b>PS87</b> , using a flat brush or an abrasive sponge. Rinse thoroughly to complete. Restore stain protection treatment with the most suitable product.

# What to do if



Check out [filasolutions.com](http://filasolutions.com) to find the answer to any other questions you might have.

PROBLEM	MATERIAL CATEGORY	REFERENCE PRODUCTS	ANSWER
Dull stains (vinegar lemon, Coca Cola, wine, anti-limescale product)	Natural stone	<b>FILAMARBLE RESTORER, FILAKRISTALL PLUS</b> 	Many substances such as vinegar, lemon, Coca Cola, wine, anti-limescale products... are slightly acidic and attack the sheen of marble and of polished natural stone, leaving a dull stain. To restore small surfaces like bathroom and kitchen tops, window sills, etc., we recommend using the <b>FILAMARBLE RESTORER</b> kit. For larger surfaces like floors, we recommend using <b>FILAKRISTALL PLUS (only for professional application)</b> .
Flaking	- Natural stone  - Terracotta, quarry tiles and bricks	<b>FILAMATT</b> 	To prevent interior walls giving off dust, a natural-effect wax like <b>FILAMATT</b> can be used, applying two coats directly with a paintbrush.
Greasy and oily stains	- Terracotta, quarry tiles and bricks  - Natural stone  - Concrete and grouting	<b>FILANOSPOT</b> 	Clean the surface with <b>FILANOSPOT</b> by spraying it directly onto the oily stain. Leave to dry for a few minutes and then remove the white powder that has formed with a brush. Clean with a damp cloth. We recommend restoring the finish of wax-treated floors.
	Porcelain and ceramic tiles	<b>FILAPS87</b> 	Clean the surface with <b>FILAPS87</b> diluted 1:5-1:10 and rinse thoroughly.
	- Plastic, plastic laminates  - Glass  - Metal, steel	<b>FILAHOBBY</b> 	Spray <b>FILAHOBBY</b> onto the surface to be cleaned, leave it to work, then rinse with a wet sponge.
Limescale (stubborn dirt or streaks)	Porcelain and ceramic tiles	<b>DETERDEK, FILAVIA BAGNO, FILANO DROPS</b> 	In the case of stubborn dirt, we recommend washing with the appropriate dilution of <b>DETERDEK</b> acid detergent and rinsing thoroughly after application. Please follow the instructions on the label carefully. Use <b>FILAVIA BAGNO</b> on marks or limescale residues (e.g. bathrooms, showers). To prevent limescale residues coming back, use <b>FILANO DROPS</b> for ordinary MAINTENANCE.



PROBLEM	MATERIAL CATEGORY	REFERENCE PRODUCTS	ANSWER
Limescale (stubborn dirt or streaks)	Natural stone	<b>DETERDEK, FILACLEANER</b> 	Stubborn dirt: <b>DETERDEK</b> acid detergent can be used on acid-resistant unpolished stone. For sensitive materials, like marble, travertine and polished agglomerates, it is better to use <b>FILACLEANER</b> neutral detergent.
	Glass, mirrors	<b>FILAVIA BAGNO, FILANO DROPS</b> 	We recommend using <b>FILAVIA BAGNO</b> on marks or limescale residues (e.g. bathrooms, showers). To prevent limescale residues coming back, use <b>FILANO DROPS</b> for ordinary maintenance.
	Terracotta, quarry tiles and bricks	<b>DETERDEK, FILAPHZERO</b> 	We recommend washing the surface with <b>DETERDEK</b> acid detergent or <b>FILAPHZERO</b> for more stubborn encrusted grout. For dilution and application of both products please read the instructions on the label carefully.
Matt surface	Natural stone	<b>FILACLASSIC, FORMULA MARMO, FILAREFRESH</b> 	For floors and large surfaces, shine can be restored using <b>FILACLASSIC</b> wax, either undiluted or diluted in water, depending on how worn the treatment is. To restore sheen to tops in marble or already treated natural stone, apply <b>FORMULA MARMO</b> polish with a cloth. For ordinary maintenance we recommend cleaning the surface with <b>FILAREFRESH</b> to reinforce stain protection.
	Wood	<b>FILAPARQUET WAX</b> 	The finishing of varnished wooden floors can be restored using <b>FILAPARQUET WAX</b> .
	Terracotta, quarry tiles and bricks	<b>FILACLASSIC, FILAMATT, FILASATIN</b> 	To restore the finishing with a liquid wax, choosing from <b>FILACLASSIC</b> , <b>FILAMATT</b> , <b>FILASATIN</b> , according to the desired appearance.

# What to do if



Check out [filasolutions.com](http://filasolutions.com) to find the answer to any other questions you might have.

PROBLEM	MATERIAL CATEGORY	REFERENCE PRODUCTS	ANSWER
Paint marks, graffiti	<ul style="list-style-type: none"> <li>- Porcelain and ceramic tiles</li> <li>- Natural stone</li> <li>- Concrete and plaster</li> <li>- Terracotta, quarry tiles and bricks</li> </ul>	<b>FILANO PAINT STAR, FILAPS87</b> 	Apply undiluted <b>FILANOPAINT STAR</b> directly onto the surface, leaving for at least 5 minutes. Use a sponge or cloth and rinse. As an alternative, use <b>FILAPS87</b> diluted 1:5 following the same instructions. Complete or restore stain protection treatment with the most suitable product.
Residues of epoxy grouting	<ul style="list-style-type: none"> <li>- Porcelain and ceramic tiles</li> <li>- Glass mosaic</li> </ul>	<b>FILACR10</b> 	We recommend using undiluted <b>FILACR10</b> detergent for epoxy residues, leaving it on the surface for at least 30 minutes. Then rub with an abrasive sponge or spatula. Rinse the surface thoroughly. Repeat the procedure if necessary.
Residues of glue, chewing gum, adhesive tape, tree resin	<ul style="list-style-type: none"> <li>- Terracotta, quarry tiles and bricks</li> <li>- Natural stone</li> <li>- Porcelain and ceramic tiles</li> </ul>	<b>FILAPS87</b> 	We recommend washing with <b>FILASOLV</b> (undiluted) rubbing hard with a green abrasive sponge. Rinse thoroughly. We recommend reapplying the protection treatment on interior treated floors after cleaning.
Rust, sulphate and metallic marks	<ul style="list-style-type: none"> <li>- Natural stone</li> <li>- Porcelain and ceramic tiles</li> <li>- Terracotta, quarry tiles and bricks</li> </ul>	<b>DETERDEK</b> 	Wet the areas to be cleaned with water, then use <b>DETERDEK</b> and rub with a green abrasive sponge. Rinse thoroughly. Do not use on marble or finely polished limestone.
Salt efflorescences	Terracotta, quarry tiles and bricks	<b>DETERDEK, FILAPHZERO</b> 	To remove salt efflorescences, wash the surface with <b>DETERDEK</b> or <b>FILAPHZERO</b> diluted 1:5 and then rinse.
White alcohol, ammonia or bleach stains	<ul style="list-style-type: none"> <li>- Terracotta, quarry tiles and bricks</li> <li>- Natural stone</li> </ul>	<b>FILAPS87</b> 	Alcohol and ammonia, or products containing these substances whiten waxes. In this situation use <b>FILAPS87</b> to strip the wax from the entire tile. Rinse with water and apply a coat of pure wax.





Member of:



**Fila Industria Chimica S.p.a.**  
 Via Garibaldi, 58 35018  
 San Martino di Lupari (Padova)  
 Tel. +39 049 9467300  
 Fax +39 049 9460753  
 info@filasolutions.com

**Fila España Industria Química, S.L.**  
 Ctra. N-340, Km 948  
 Chilches - 12592 Castellón  
 Tel. 964 59 01 01  
 Fax 964 58 32 65  
 filaespana@filasolutions.com

**Fila Deutschland Vertriebs GmbH**  
 Augsburgur Straße 17  
 D-89312 Günzburg  
 Tel. 0 82 21-20 68 314  
 Fax 0 82 21-20 68 316  
 filadeutschland@filasolutions.com

**Fila Chemicals USA, Corp.**  
 10800 N.W. 21 St. Street 170 Miami,  
 FL 33172  
 Tel. +1-305-513-0708  
 Fax +1-305-513-0728  
 filausa@filasolutions.com

**Fila Surface Care Products Limited**  
 PO Box 160  
 Ludlow SY8 9BR  
 Tel. 0044 1584 877286  
 FilaUK@filasolutions.com

**Fila Middle East Branch**  
 Office 2705, Fortune Tower, JLT  
 PO Box 309138  
 Dubai - United Arab Emirates  
 Tel. 00971 44542642  
 Fax 00971 44542641  
 filamiddleeast@filasolutions.com

**Fila France S.a.r.l.**  
 5 avenue Lionel terray  
 BP40026  
 69881 MEYZIEU  
 Tél. 04.72.46.01.74  
 Fax 04.78.31.66.35  
 filafrance@filasolutions.com

**filasolutions.com**

